AGENDA FOR THE REGULAR MEETING OF THE BOARD OF DIRECTORS OF THE TEMESCAL VALLEY WATER DISTRICT NOVEMBER 24, 2026, 8:30 A.M. AT THE DISTRICT'S ADMINISTRATIVE OFFICE 22646 TEMESCAL CANYON ROAD, TEMESCAL VALLEY, CALIFORNIA 92883

The following is a summary of the rules of order governing meetings of the Temescal Valley Water District Board of Directors:

AGENDA ITEMS

In case of an emergency, items may be added to the Agenda by a majority vote of the Board of Directors. An emergency is defined as a work stoppage; a crippling disaster; or other activity, which severely imperils public health, safety or both. Also, items, which arise after the posting of Agenda, may be added by a two-thirds vote of the Board of Directors.

PUBLIC COMMENT

Persons wishing to address a matter not on the Agenda may be heard at this time; however, no action will be taken until placed on a future agenda in accordance with Board policy.

NOTICE TO PUBLIC

All matters listed under the Consent Calendar will be voted upon by one motion. There will be no separate discussion of these items, unless a Board Member or member of the public requests that a particular item(s) be removed from the Consent Calendar, in which case, they will be considered separately under New Business.

IF ANYONE WISHES TO SPEAK WITH THE BOARD ABOUT ANY CONSENT CALENDAR MATTER(S), PLEASE STATE YOUR NAME, ADDRESS, AND APPROPRIATE ITEM NUMBER(S).

AFFIDAVIT OF POSTING

I, Allison Harnden, Office Manager of the Temescal Valley Water District, hereby certify that I caused the posting of the Agenda at the District office at 22646 Temescal Canyon Road, Temescal Valley, California 92883 before November 21, 2026.

_____
Allison Harnden, Office Manager

AGENDA FOR REGULAR MEETING
November 24, 2026

Page No.

1. Roll Call and Call to Order.

2. Presentations and Acknowledgments.

3. Public Comment.

BOARD ITEMS:

4. Minutes of the October 27, 2026 Regular Meeting. **6-9**
RECOMMENDATION: Approve Minutes as written.

5. Payment Authorization Report. **10-13**
RECOMMENDATION: Approve Report and authorize payment of the October 27-November 24, 2026 invoices.

6. Revenue & Expenditure Reports. (Unaudited).
a. Revenue & Expenditure Reports. **14-31**

b. Capital Improvement Projects. **32**

c. Chandler Investments – Financial Update. **33-37**

7. Trilogy Development.
a. Homeowners Association update. **(-)**

b. Golf Course update. **38**

8. Retreat Development.
a. Project Update. **(-)**

9. Terramor Development (Forestar Toscana).
a. Project Update. **(-)**

b. 1487 homes to be built. 1404 houses occupied to date. 94% complete.

Page No.

10. Sycamore Highlands Development (DR Horton).
a. Project Update. **(-)**

b. 79 homes to be built. 71 houses occupied to date. 90% complete.

11. Water Utilization Reports. **39-52**
RECOMMENDATION: Note and file.

12. Sustainable Groundwater Management Act.
a. Project Update. **(-)**

13. Committee Reports.
a. Finance/Legislation (Buckley, Harich). **(-)**

b. Engineering/Operations (Sincich, Wilson). **(-)**

c. Public Relations (Wilson). (-)

14. General Manager's Report.
a. General Manager's Report. **53-58**

15. Operations Report. **59-60**
a. Water and Sewer Operations.

16. District Engineer's Report.
a. Status of Projects. **61-62**

b. Inter-Agency Water Conservation Project Progress Payment No. 5. **63-67**
RECOMMENDATION: Authorize payment in the amount of $155,420.12 of which $147,649.12 is issued to the contractor and $7,771.00 is held in retention.

c. Sludge Processing Facility Design Build Project Progress Payment No. 3. **68-78**
RECOMMENDATION: Authorize payment in the amount of $77,594.33 to Kingmen Construction Inc.

Page No.

17. District Counsel's Report. **(-)**

a. CLOSED SESSION: CONFERENCE WITH LABOR NEGOTIATOR
(Government Code section 54957.6)
Agency Designated Representative: David R. Saunders
Employee: District Manager

18. Seminars/Workshops. **(-)**

19. Consideration of Correspondence. **(-)**

An informational package containing copies of all pertinent correspondence for the Month of October will be distributed to each Director along with the Agenda.

20. Adjournment. **(-)**

MINUTES OF THE
REGULAR MEETING OF THE
TEMESCAL VALLEY WATER DISTRICT

October 27, 2026

PRESENT	ABSENT	GUESTS	STAFF
M. Buckley		T. Davis	J. Pape
L. Wilson			A. Harnden
D. Harich			M. McCullough
J. Sincich			J. Scheidel
R. Macias			D. Saunders

1. Roll Call and Call to Order.
The regular meeting of the Temescal Valley Water District was called to order by President Buckley at 8:30 a.m.

2. Presentations and Acknowledgments.

3. Public Comment – Tracy Davis thanked the Board for the bottled water donation for the golf tournament.

BOARD ITEMS:

4. Minutes of the September 22, 2026 Regular Meeting.
ACTION: Director Wilson moved to approve the minutes as written. Director Sincich seconded. Motion carried unanimously.

5. Payment Authorization Report.
ACTION: Director Harich moved to approve the September 22-October 27, 2026 invoices. Director Sincich seconded. Motion carried unanimously.

6. Revenue & Expenditure Reports. (Unaudited).
a. Revenue & Expenditure Reports.
ACTION: Note and file.

b. Capital Improvement Projects.

c. Chandler Investments.

7. Water Shutoff Protection Act. (Health & Saf. Code §§ 116900 et seq.)

a. Policy on Discontinuation of Residential Water Service for Nonpayment.

ACTION: Director Wilson moved to adopt the Policy with minor edits by Counsel. Director Macias seconded. Motion carried unanimously.

8. Trilogy Development.

a. Homeowners Association update.

b. Golf Course update.

9. Retreat Development.

a. Project Update.

10. Terramor Development (Forestar Toscana).

a. Project Update.

b. 1487 homes to be built. 1404 houses occupied to date. 94% complete.

11. Sycamore Highlands Development (Kiley).

a. Project Update.

b. 79 houses to be built. 71 houses occupied to date. 90% complete.

12. Water Utilization Report.

ACTION: Note and file.

13. Sustainable Groundwater Management Act.

a. Project Update.

14. Committee Reports.

a. Finance/Legislative (Buckley, Harich).

b. Engineering/Operations (Sincich, Wilson).

c. Public Relations (Wilson).

15. General Manager's Report.

a. General Manager's Report – The General Manager reported on current projects.

16. Operations Report.

a. Water and sewer operations.

17. District Engineer's Report.

a. Status of Projects.

b. Inter-Agency Water Conservation Project Payment No. 4.

ACTION: Director Wilson moved to authorize payment in the amount of $433,538.78 of which $411,861.48 is issued to the contractor and $21,676.94 is held in retention. Director Sincich seconded. Motion carried unanimously.

c. Sludge Processing Facility Design Build Project Progress Payment No. 2.

ACTION: Director Sincich moved to authorize payment in the amount of $44,369.33 to Kingman Construction Inc. Director Wilson seconded. Motion carried unanimously.

18. District Counsel's Report.

a. CLOSED SESSION: Per Government Code section 54957(b)
Public Employment Review
Title: General Manager

ACTION: The Board reviewed the performance of the District's General Manager. No action was taken.

19. Seminars/Workshops.

20. Consideration of Correspondence.

An informational package containing copies of all pertinent correspondence for the Month of September will be distributed to each Director along with the Agenda.

21. Adjournment.

There being no further business, the October 27, 2026 Regular Meeting of the Temescal Valley Water District Board of Directors was adjourned at 11:15 a.m. by President Buckley.

ATTEST:

David Harich, Secretary

Date: _____

APPROVED:

Michael Buckley, President

Date: _____

TEMESCAL VALLEY WATER DISTRICT
Payment Authorization Report
November 24, 2026

Check #	Date	Payee ID	Payee	Amount	
32522	10/24/26	UHC	UNITEDHEALTHCARE	$ 358.76	
32523	10/24/26	FI01	FIDELITY INVESTMENTS	840.00	
32524	10/24/26	FI01	FIDELITY INVESTMENTS	647.24	
32525	10/24/26	FI01	FIDELITY INVESTMENTS	812.57	
32526	10/24/26	FI01	FIDELITY INVESTMENTS	497.80	
32527	10/24/26	FI01	FIDELITY INVESTMENTS	339.98	
32528	10/24/26	FI01	FIDELITY INVESTMENTS	472.16	
32529	10/24/26	FI01	FIDELITY INVESTMENTS	840.00	
32530	10/24/26	FI01	FIDELITY INVESTMENTS	840.00	
32531	10/24/26	FI01	FIDELITY INVESTMENTS	840.00	
32532-32537	10/24/26		VOID	-	
32538	10/26/26	MU01	WILLDAN FINANCIAL SERVICES	5,690.30	CFD MGT FEE(PD BY CFD)
32539	10/26/26	SPC01	SCHEIDEL PROFESSIONAL CORPORATION	7,287.50	GIS/AS NEEDED ENGINEERING
32540	10/26/26	SPC02	SCHEIDEL PROFESSIONAL CORPORATION	54,187.50	CAP-AG TANK STUDY/REG LIFT STATION
32541	10/26/26	SPC03	SCHEIDEL PROFESSIONAL CORPORATION	2,700.00	PLAN CHECK (BILLABLE)
32542	10/27/26	DH	DAVID HARICH	394.20	
32543	10/27/26	JS	JEROME A. SINCICH	394.20	
32544	10/27/26	LW	LEE A. WILSON	394.20	
32545	10/27/26	MB	MICHAEL S. BUCKLEY	394.20	
32546	10/27/26	RM	RICHARD A. MACIAS	394.20	
32547	10/27/26	DB	PAYROLL	-	
32548	10/27/26	BBE	BIG BEN ENGINEERING	411,861.84	CAP-INTER AGENCY CONVERSATION PJT
32549	10/27/26	CE01	CENTRAL COMMUNICATIONS	121.50	
32550	10/27/26	CESI	CENTER ELECTRIC SERVICES INC.	2,256.61	
32551	10/27/26	CIN-UNI	CINTAS CORP	49.89	
32552	10/27/26	CM01	CORE & MAIN	15,694.29	AIR VACS/MISC PARTS
32553	10/27/26	CO06	CORONA ROSE FLOWERS & GIFTS	97.82	
32554	10/27/26	CPMI	C. WELLS PIPELINE MATERIALS, INC.	4,127.33	WATER METER BOXES/LIDS
32555	10/27/26	CS01	CSDA - CAL.SPECIAL DISTR.ASSN	10,427.00	ANNUAL DUES
32556	10/27/26	DXP	DXP CORTECH	4,775.00	REPLACE SLUDGE PUMP & ACUATOR

TEMESCAL VALLEY WATER DISTRICT
Payment Authorization Report
November 24, 2026

Check #	Date	Payee ID	Payee	Amount	
32557	10/27/26	EPD	EPD SOLUTIONS INC.	10,465.23	CAP-AG TANK ENGINEERING
32558	10/27/26	FE01	FEDERAL EXPRESS	46.46	
32559	10/27/26	FLI	FLO-SERVICES INC.	10,537.70	REPAIR SEWEER LIFT STATION
32560	10/27/26	GMDM	GUTIERREZ MAINTENANCE/ DANIEL GUTIERREZ	475.00	
32561	10/27/26	GR02	GRAINGER INC.	1,029.08	
32562	10/27/26	KCI01	KINGMEN CONSTRUCTION, INC.	44,369.33	CAP-SLUDGE FACILITY DESIGN
32563	10/27/26	LF	LAYFIELD	11,346.00	REPAIR EQ LINER
32564	10/27/26	MH01	MCFADDEN-DALE HARDWARE CO.	50.17	
32565	10/27/26	MITI	MORR-IS TESTED IN	2,225.00	
32566	10/27/26	NC	NORTHSTAR CHEMICAL	10,043.27	CHEMICALS-SODIUM HYPO
32567	10/27/26	PLM01	PARRA LANDSCAPE MAINTENANCE	220.00	
32568	10/27/26	THO	BAY CITY INDUSTRIAL SUPPLY	2,254.57	
32569	10/27/26	UBB	USA BLUEBOOK	1,156.89	
32570	10/27/26	WEC	WRIGHT ENGINEERING CORPORATION	20,028.00	CAP-ELEC DESIGN LIFT STATION
32571	10/27/26	ATT01	AT&T	57.69	
32572	10/27/26	USB01	US BANK GOVERNMENT SERVICES	1,091.77	
32573	10/28/26	DMV	DMV	10.00	
32574	10/29/26	SMD	SUNSHINE MOBILE DETAILING LLC	240.00	
32575	10/30/26	CIN-UNI	CINTAS CORP	99.78	
32576	10/30/26	FTG	FLEXTG	689.63	
32577	10/30/26	GR02	GRAINGER INC.	89.58	
32578	10/30/26	REC	RICK ENGINEERING COMPANY	2,600.00	
32579	10/30/26	ST02	STATE COMPENSATION INSUR.FUND	2,668.83	
32580	10/30/26	TR01	TRAN CONTROLS SCADA SOLUTIONS, LLC.	1,548.37	
32581	10/30/26	TR012	TRAN CONTROLS SCADA SOLUTIONS, LLC.	13,900.72	MISC PLANT/SCADA REPAIRS
32582	10/30/26	TMVS	TERRY'S MINUTEMAN VALVE SERVICE	2,400.00	
32583	11/20/26	BA01	BABCOCK LABORATORIES, INC	2,736.00	
32584	11/20/26	CAM	CHANDLER INVESTMENT MANAGEMENT	2,232.21	
32585	11/20/26	CBE-2	CBE-LEASE	1,540.51	
32586	11/20/26	CHAC	CALIFORNIA HIGHWAY ADOPTION CO.	345.00	

TEMESCAL VALLEY WATER DISTRICT
Payment Authorization Report
November 24, 2026

Check #	Date	Payee ID	Payee	Amount	
32587	11/20/26	CIN-UNI	CINTAS CORP	99.78	
32588	11/20/26	CL01	DAVID R. SAUNDERS	3,355.00	
32589	11/20/26	CNS	CALIFORNIA-NEVADA SECTION, AWWA	500.00	
32590	11/20/26	deg	DOUGLAS ENVIRONMENTAL GROUP	1,050.00	
32591	11/20/26	DIC1	DETECTION INSTRUMENTS CORP.	370.38	
32592	11/20/26	DU01	DUDEK & ASSOCIATES-CONT MGT	23,174.40	
32593	11/20/26	DU03	DUDEK & ASSOCIATES-PASS THRU CFD	3,680.00	
32594	11/20/26	DWC	DOPUDJA AND WELLS CONSULTING	1,562.50	
32595	11/20/26	EPD	EPD SOLUTIONS INC.	17,365.50	CAP-KNABE RD CEQA
32596	11/20/26	GMDM	GUTIERREZ MAINTENANCE/ DANIEL GUTIERREZ	475.00	
32597	11/20/26	HA08	ALLISON HARNDEN	366.30	
32598	11/20/26	HB	HAZZARD BACKFLOW	12,700.00	CROSS CONNECTION TESTING
32599	11/20/26	HES	HOLLOWAY ENVIRONMENTAL SOLUTIONS	5,280.20	
32600	11/20/26	MJPC	MJ PIPELINE CONSTRUCTION	24,556.72	MISC WATER REPAIRS
32601	11/20/26	NC	NORTHSTAR CHEMICAL	6,896.72	CHEMICALS-ALUM SULFATE
32602	11/20/26	PCE	PACIFIC COAST ENVELOPE INC	816.17	
32603	11/20/26	PLM01	PARRA LANDSCAPE MAINTENANCE	1,000.00	
32604	11/20/26	PO07	POLYDYNE, INC.	22,187.77	CHEMICALS-POLYMER
32605	11/20/26	PPE	PRIVATE PEST EXTERMINATORS	438.00	
32606	11/20/26	QU	QUADIENT LEASING	1,659.38	
32607	11/20/26	SA02	SAM'S CLUB	502.43	
32608	11/20/26	SAQMDHB	SOUTH COAST AIR QUALITY MGT DIST	760.14	
32609	11/20/26	SD01	STARR DESIGN	4,880.00	REPAIR PLANT SIGNS
32610	11/20/26	SSI01	SUPER SWEEPER INC.	440.00	
32611	11/20/26	TWC	SPECTRUM ENTERPRISE	1,261.20	
32612	11/20/26	UBB	USA BLUEBOOK	2,840.39	
32613	11/20/26	UN01	UNDERGROUND SERVICE ALERT	77.76	
32614	11/20/26	USB01	US BANK GOVERNMENT SERVICES	3,188.37	
32615	11/20/26	V01	VERDANTAS	19,946.25	CAP-INTER AGENCY WATER CONV PJT
32616	11/20/26	WA01	WASTE MANAGEMENT - INLAND EMPIRE	914.95	

TEMESCAL VALLEY WATER DISTRICT
Payment Authorization Report
November 24, 2026

Check #	Date	Payee ID	Payee	Amount	
32617	11/20/26	WE01	WESTERN MUNICIPAL WATER DISTR.	34,180.16	CAPACITY/RTS CHGS
32618	11/20/26	XI	XALOGY INC	9,620.00	MONTHLY IT
32619-32622	11/20/26		VOID	-	
32623	11/20/26	WE01	WESTERN MUNICIPAL WATER DISTR.	499,203.59	316.8 AF
ACH	10/15/26	SCE	SOUTHERN CALIFORNIA EDISON - SEPT 2026	113,426.46	
				$1,493,008.40	

THESE INVOICES ARE SUBMITTED TO THE
TEMESCAL VALLEY BOARD OF DIRECTORS FOR
APPROVAL AND AUTHORIZATION FOR PAYMENT

Mel McCullough - Finance Manager

Mel McCullough - Finance Manager 11/24/26

TEMESCAL VALLEY WATER DISTRICT
INTERNAL BALANCE SHEET
31-Oct-26

ASSETS

Fixed Assets (net of accumulated depreciation)			
	Land		$ 927,118
	Treatment Plants		34,627,896
	Capacity Rights		13,503,639
	Water System, Reservoir &Wells		10,755,640
	Water & Sewer Mains		38,684,218
	General Equipment Sewer/Water/ Furniture		1,267,962
	Buildings & Entrance Improvements		586,678
			$ 100,353,151
Current Assets			
	Cash - Wastewater	13,991,285	
	Cash - Water	17,495,861	
	Cash - ID #1	655,297	
	Cash - ID #2	492,380	
	Cash - Nonpotable	8,337,115	
	Cash - Deposits	1,201,564	42,173,502
	Accounts Receivable-Services/Developers		2,238,933
	Assessment Receivable		218,269
	Interest Receivable		182,393
	Prepaid Expenses		120,790
	Inventory-Meters		30,530
			$ 44,964,416
Other Assets			
	Work-in-Process		6,897,596
	Prepaid Water-Reverse Cyclic Prog		-
	Deferred Outflows - Pension		423,482
	Cell Tower Lease Receivable		792,233
TOTAL ASSETS			$ 153,430,878

LIABILITIES

Current Liabilities		
	Accounts Payable	$ 1,607,858
	Security Deposits	281,487
	Payroll & Payroll Taxes Payable	20,893
	Capacity & Meter Deposits	82,413
	Fiduciary Payments Payable	453,224
	Developer Deposits	371,363
	Other Deposits	13,077
		2,830,314
Long-term Liabilities		
	TVRP Note	-
	Deferred Inflow -Cell Tower Leases	792,233
	Deferred Inflows - Pension	373,419
TOTAL LIABILITIES		$ 3,995,966

FUND EQUITY

Fund Balances		
	Waste Water Fund Balance	62,790,744
	Water Fund Balance	67,508,878
	ID #1 Fund Balance	927,688
	ID #2 Fund Balance	752,402
	Recycled Water Fund Balance	17,455,201
TOTAL FUND EQUITY		$ 149,434,913
TOTAL LIABILITIES & FUND EQUITY		$ 153,430,880

NOTE:

CASH DRAWER	$ 400	
GENERAL	1,524,442	
CHANDLER	26,273,854	(MKT VAL $27,424,675)
LAIF	14,374,806	
	$ 42,173,502	

TEMESCAL VALLEY WATER DISTRICT
WASTEWATER DEPARTMENT
REVENUE AND EXPENDITURE/BUDGET
FOR FOUR MONTHS ENDING
OCTOBER 31, 2026

		OCTOBER			YEAR TO DATE			BUDGET	BUDGET
		ACTUAL	BUDGET	VARIANCE	ACTUAL	BUDGET	VARIANCE	2026-2027	REMAINING
WASTEWATER DEPARTMENT									
OPERATING REVENUE:									
401100.3	**MONTHLY SEWER SERVICE CHARGE**	$ 298,749	300,000	(1,251)	$ 1,195,772	1,200,000	(4,228)	$ 3,675,000	(2,479,228)
401101.3	**MONTHLY SERVICE CHARGE-ID #1**	11,764	11,764	-	47,056	47,000	56	140,000	(92,944)
401102.3	**MONTHLY SERVICE CHARGE-ID #2**	13,307	13,333	(26)	53,228	53,332	(104)	160,000	(106,772)
401103.3	**MONTHLY SEWER SERVICE CHG-R COM**	21,740	21,250	490	86,144	85,000	1,144	255,000	(168,856)
411106.3	**MISC UTILITY CHARGES/ REVENUE**	(267)	1,000	(1,267)	(1,434)	4,000	(5,434)	13,000	(14,434)
421300.3	**STANDBY CHARGES**	-	-	-	453	-	453	80,000	(79,547)
498517.3	**CFD REIMBURSEMENTS**	-	-	-	-	-	-	40,000	(40,000)
493200.3	**INSPECTION CHARGES**	-	3,000	(3,000)	-	12,000	(12,000)	40,000	(40,000)
440002.3	**PROPERTY TAX**	14,808	-	14,808	19,581	-	19,581	250,000	(230,419)
	TOTAL WASTEWATER REVENUE	360,101	350,347	9,754	1,400,800	1,401,332	(532)	4,653,000	(3,251,668)

TEMESCAL VALLEY WATER DISTRICT
WASTEWATER DEPARTMENT
REVENUE AND EXPENDITURE/BUDGET
FOR FOUR MONTHS ENDING
OCTOBER 31, 2026

		OCTOBER			YEAR TO DATE			BUDGET	BUDGET
OPERATING EXPENSES:		ACTUAL	BUDGET	VARIANCE	ACTUAL	BUDGET	VARIANCE	2026-2027	REMAINING
567000.3	WAGES EXPENSE-OPERATIONS	$ 23,741	26,000	(2,259)	$ 99,965	115,000	(15,035)	$ 340,000	(240,035)
561002.3	WAGES EXPENSE-INSPECTION	4,037	3,800	237	18,169	17,000	1,169	49,000	(30,831)
567001.3	PAYROLL TAXES EXP	498	450	48	1,959	1,800	159	6,300	(4,341)
567002.3	EMPLOYEE BENEFITS-INS	2,512	3,000	(488)	9,815	12,000	(2,185)	42,000	(32,185)
567006.3	EMPLOYEE BENEFITS-RETIREMENT	3,038	3,000	38	11,755	12,000	(245)	57,000	(45,245)
567003.3	OVERTIME OPERATION EXP	1,006	850	156	7,897	4,000	3,897	11,000	(3,103)
567102.3	SCADA SYSTEM STD BY EXP	1,200	1,200	-	4,000	4,800	(800)	10,400	(6,400)
567003.31	OVERTIME INSPECTION EXP	605	250	355	2,774	1,000	1,774	3,000	(226)
567004.3	MILEAGE EXP	129	200	(71)	1,121	800	321	2,000	(879)
567005.3	VACATION EXP	1,968	2,000	(32)	7,872	8,000	(128)	24,000	(16,128)
567100.3	SCADA SYSTEM ADMIN/MAINT	2,720	1,300	1,420	4,578	5,200	(622)	16,000	(11,422)
567200.3	LABORATORY TESTING COSTS	1,094	1,400	(306)	9,456	6,000	3,456	17,000	(7,544)
567201.3	COMPLIANCE TESTING	-	-	-	-	-	-	1,500	(1,500)
567510.3	PLANT PUMPING COST	-	600	(600)	6,482	2,400	4,082	7,000	(518)
567512.3	VACTOR TRUCK EXP	-	800	(800)	-	3,200	(3,200)	10,000	(10,000)
567511.3	SEWER CLEANING AND VIDEO	-	3,000	(3,000)	-	12,000	(12,000)	40,000	(40,000)
567250.3	SLUDGE DISPOSAL COSTS	6,704	6,000	704	19,866	24,000	(4,134)	90,000	(70,134)
569531.3	SLUDGE DISPOSAL BAG EXP	-	2,500	(2,500)	-	10,000	(10,000)	30,000	(30,000)
567255.3	SLUDGE CHEMICAL EXP	-	-	-	22,187	20,000	2,187	40,000	(17,813)
567260.3	EQUIPMENT RENTAL COSTS	-	200	(200)	-	800	(800)	2,000	(2,000)
567010.3	ELECTRICAL REPAIR EXP	-	400	(400)	-	1,600	(1,600)	5,000	(5,000)
567500.3	EQUIPMENT REPAIRS & MAINT	11,848	33,000	(21,152)	107,987	132,000	(24,013)	400,000	(292,013)
567501.3	SEWER LINE/EMERGENCY REPAIRS	-	450	(450)	-	1,800	(1,800)	5,000	(5,000)
567525.3	SECURITY AND ALARM EXP	800	1,200	(400)	9,329	5,000	4,329	14,000	(4,671)
567530.3	PROPERTY MAINTENANCE	5,758	5,000	758	31,867	20,000	11,867	60,000	(28,133)
567540.3	EMERGENCY SERVICE COST	-	200	(200)	-	800	(800)	2,000	(2,000)
568500.3	ENGINEERING/ADMIN. STUDIES	-	400	(400)	-	1,600	(1,600)	5,000	(5,000)
569500.3	ENERGY COSTS	32,089	35,000	(2,911)	205,480	160,000	45,480	445,000	(239,520)
569520.3	CONSUMABLE SUPPLIES & CLEANING	569	1,000	(431)	4,994	4,000	994	12,000	(7,006)
569530.3	CHEMICALS, LUBRICANTS & FUELS	39,182	13,000	26,182	91,685	60,000	31,685	160,000	(68,315)
569540.3	SMALL EQUIPMENT & TOOLS COST	3,267	4,000	(733)	10,242	16,000	(5,758)	16,000	(5,758)
569700.3	PERMITS, FEES & TAXES	922	5,000	(4,078)	21,638	20,000	1,638	60,000	(38,362)
569800.3	SAWPA BASIN MONITORING EXP	-	-	-	-	-	-	40,000	(40,000)
569801.3	MAP UPDATING/GIS EXP	-	200	(200)	500	800	(300)	2,000	(1,500)
569900.3	MISC. OPERATING EXP	-	80	(80)	-	320	(320)	1,000	(1,000)
59000.3	BAD DEBT EXPENSES	-	-	-	-	-	-	5,000	(5,000)
600000.3	CONTINGENCIES	-	2,900	(2,900)	-	11,600	(11,600)	35,000	(35,000)
	TOTAL OPERATING EXPENSES	143,687	158,380	(14,693)	711,618	695,520	16,098	2,065,200	(1,353,582)

TEMESCAL VALLEY WATER DISTRICT
WASTEWATER DEPARTMENT
REVENUE AND EXPENDITURE/BUDGET
FOR FOUR MONTHS ENDING
OCTOBER 31, 2026

		OCTOBER			YEAR TO DATE			BUDGET	BUDGET
		ACTUAL	BUDGET	VARIANCE	ACTUAL	BUDGET	VARIANCE	2026-2027	REMAINING
ADMINISTRATIVE EXPENSES:									
561000.3	CONTRACT MANAGEMENT	$ 9,270	10,000	(730)	$ 37,924	40,000	(2,076)	$ 130,000	(92,076)
561001.3	GENERAL ENGINEERING EXP	900	1,600	(700)	1,800	6,400	(4,600)	20,000	(18,200)
561003.3	EMPLOYEE BENEFITS-INS	2,886	3,000	(114)	12,381	12,000	381	32,000	(19,619)
561100.3	EMPLOYEE BENEFITS-RETIREMENT	2,739	2,500	239	10,282	10,000	282	51,000	(40,718)
561200.3	WAGES EXPENSE	14,780	22,000	(7,220)	81,126	98,000	(16,874)	285,000	(203,874)
561201.3	VACATION EXP	1,529	1,700	(171)	6,116	6,800	(684)	20,000	(13,884)
561210.3	PAYROLL TAX EXPENSES	325	400	(75)	1,796	1,600	196	5,000	(3,204)
561202.3	OVERTIME EXP	427	400	27	961	1,600	(639)	4,000	(3,039)
561203.3	MILEAGE EXP ADMIN	146	50	96	146	200	(54)	500	(354)
561230.3	CONTRACT STAFFING EXP	-	-	-	-	-	-	5,000	(5,000)
561300.3	LEGAL EXPENSES	1,342	1,250	92	5,324	5,000	324	15,000	(9,676)
561400.3	AUDIT EXPENSES	-	-	-	-	-	-	7,000	(7,000)
561500.3	BOARD COMMITTEE MEETING EXP.	2,000	1,500	500	4,200	6,000	(1,800)	19,000	(14,800)
561600.3	ELECTION & PUBLIC HEARING EXP	-	-	-	-	-	-	-	-
561900.3	COMPUTER SYSTEM ADMIN	7,696	3,750	3,946	19,247	15,000	4,247	45,000	(25,753)
561901.3	BANK CHARGES EXP	6,022	3,750	2,272	15,050	15,000	50	45,000	(29,950)
561902.3	SOFTWARE SUPPORT & UPGRADES	-	2,000	(2,000)	-	8,000	(8,000)	25,000	(25,000)
562000.3	MISCELLANEOUS & EDUCATION EXP	-	200	(200)	-	800	(800)	2,000	(2,000)
562001.3	TELEPHONE, FAX & CELL EXP	1,282	1,750	(468)	7,231	7,000	231	21,000	(13,769)
562002.3	OFFICE SUPPLIES EXP	824	2,500	(1,676)	5,032	10,000	(4,968)	30,000	(24,968)
562003.3	PRINTING EXPENSES	816	2,000	(1,184)	10,503	8,000	2,503	24,000	(13,497)
562004.3	POSTAGE & DELIVERY EXPENSE	1,347	1,450	(103)	5,551	5,800	(249)	17,500	(11,949)
562005.3	PUBLICATIONS, NOTICES & DUES	78	300	(222)	488	1,200	(712)	4,000	(3,512)
562006.3	EQUIPMENT LEASE EXPENSES	3,502	800	2,702	5,341	3,200	2,141	10,000	(4,659)
563000.3	INSURANCE EXPENSES	5,110	5,000	110	20,438	20,000	438	70,000	(49,562)
561101.3	ANNUAL ASSESSMENT EXP	2,845	3,000	(155)	2,845	3,000	(155)	4,000	(1,155)
563002.3	COMMUNITY OUTREACH EXP	345	1,250	(905)	1,380	5,000	(3,620)	15,000	(13,620)
564000.3	INVESTMENT EXP	893	1,000	(107)	1,789	4,000	(2,211)	12,500	(10,711)
	TOTAL ADMINISTRATIVE EXPENSES	67,104	73,150	(6,046)	256,951	293,600	(36,649)	918,500	(661,549)
TOTAL WASTEWATER EXPENSES		210,791	231,530	(20,739)	968,569	989,120	(20,551)	2,983,700	(2,015,131)
NET OPERATING REVENUE/EXPENSE		$ 149,310	$ 118,817	30,493	$ 432,231	412,212	20,019	$ 1,669,300	(1,237,069)
	TRANSFER TO CAPITAL FUND-REPLACEMENT				$ 504,664				
	TRANSFER TO CAPITAL FUND-IMPROVEMENT				-				
	CONNECTION FEES				-				
	INTEREST INCOME				69,607				
					$ 574,271				

TEMESCAL VALLEY WATER DISTRICT
WASTEWATER DEPARTMENT
REVENUE AND EXPENDITURE/BUDGET
FOR FOUR MONTHS ENDING
OCTOBER 31, 2026

WASTE WATER CAPITAL FUND BALANCE:

ENDING FUNDS AVAILABLE 2025-2026	$	13,781,372
TRANSFER FOR CAPITAL FUND REPLACEMENT		504,664
TRANSFER FOR CAPITAL IMPROVEMENTS		69,607
CAPITAL IMPROVEMENT (SEE DETAIL)		(260,879)
TOTAL FUNDS AVAILABLE	$	14,094,764

TEMESCAL VALLEY WATER DISTRICT
WASTEWATER DEPARTMENT
REVENUE AND EXPENDITURE/BUDGET
FOR FOUR MONTHS ENDING
OCTOBER 31, 2026

WATER DEPARTMENT		OCTOBER			YEAR TO DATE			BUDGET	BUDGET
OPERATING REVENUE:		**ACTUAL**	**BUDGET**	**VARIANCE**	**ACTUAL**	**BUDGET**	**VARIANCE**	**2026-2027**	**REMAINING**
411100.4	**WATER SERVICE CHARGE**	$ 191,440	190,000	1,440	$ 764,777	760,000	4,777	$ 2,280,000	(1,515,223)
411101.4	**WATER USAGE CHARGES**	565,241	600,000	(34,759)	2,491,119	2,400,000	91,119	6,275,000	(3,783,881)
411103.4	**WATER PUMPING CHARGE**	21,329	21,000	329	93,336	84,000	9,336	210,000	(116,664)
411104.4	**FIRE PROTECTION CHARGES**	3,280	3,300	(20)	13,005	13,200	(195)	40,000	(26,995)
411106.4	**MISC. UTILITY CHARGES**	15,067	12,500	2,567	39,052	50,000	(10,948)	150,000	(110,948)
411108.4	**SERVICE METER INCOME/JUMPER FEE**	-	1,000	(1,000)	1,800	4,000	(2,200)	34,500	(32,700)
411109.4	**CELLULAR SITE LEASE**	7,447	7,350	97	29,679	29,500	179	88,000	(58,321)
411110.4	**MWD READINESS TO SERVE CHARGE**	22,933	23,000	(67)	91,750	92,000	(250)	405,000	(313,250)
421300.4	**STANDBY CHARGES**	-	-	-	452	-	452	30,000	(29,548)
498517.4	**CFD REIMBURSEMENTS**	-	-	-	-	-	-	40,000	(40,000)
493200.4	**INSPECTION REVENUE**	-	1,600	(1,600)	-	6,400	(6,400)	20,000	(20,000)
440002.4	**PROPERTY TAX**	7,293	-	7,293	11,984	-	11,984	120,000	(108,016)
	TOTAL WATER REVENUE	834,030	859,750	(25,720)	3,536,954	3,439,100	97,854	9,692,500	(6,155,546)

TEMESCAL VALLEY WATER DISTRICT
WASTEWATER DEPARTMENT
REVENUE AND EXPENDITURE/BUDGET
FOR FOUR MONTHS ENDING
OCTOBER 31, 2026

		OCTOBER							
OPERATING EXPENSES:		**ACTUAL**	**BUDGET**	**VARIANCE**	**ACTUAL**	**BUDGET**	**VARIANCE**	**2026-2027**	**REMAINING**
567000.4	**WAGES EXPENSE-OPERATIONS**	$ 20,773	22,700	(1,927)	$ 89,074	102,000	(12,926)	$ 295,000	(205,926)
561002.4	**WAGES EXPENSE-INSPECTION**	3,533	5,000	(1,467)	15,899	20,000	(4,101)	43,000	(27,101)
567001.4	**PAYROLL TAXES EXP**	436	600	(164)	1,714	2,400	(686)	5,600	(3,886)
567002.4	**EMPLOYEE BENEFITS-INS**	1,642	1,500	142	6,276	6,000	276	36,540	(30,264)
567006.4	**EMPLOYEE BENEFITS-RETIREMENT**	2,442	3,000	(558)	9,768	12,000	(2,232)	53,000	(43,232)
567004.4	**MILEAGE EXP**	-	100	(100)	-	400	(400)	1,000	(1,000)
567003.4	**OVERTIME EXPENSE**	880	600	280	7,191	2,400	4,791	7,500	(309)
567101.4	**STAND BY EXP**	1,000	1,000	-	2,500	4,000	(1,500)	13,000	(10,500)
567102.4	**SCADA SYSTEM STD BY EXP**	400	1,200	(800)	3,200	4,800	(1,600)	10,400	(7,200)
567003.41	**OVERTIME EXP INSPECTION**	530	350	180	2,430	1,400	1,030	4,000	(1,570)
567005.4	**VACATION EXP**	1,722	1,750	(28)	6,888	7,000	(112)	21,000	(14,112)
567100.4	**SCADA SYSTEM ADMIN/MAINT**	2,380	800	1,580	4,006	2,400	1,606	10,000	(5,994)
567200.4	**LABORATORY TESTING COSTS**	957	1,400	(443)	8,274	8,000	274	17,000	(8,726)
567202.4	**COMPLIANCE TESTING -CROSS CONN**	-	3,000	(3,000)	-	12,000	(12,000)	40,000	(40,000)
567203.4	**LEAK DETECTION EXPENSE**	-	-	-	-	-	-	-	-
567201.4	**EPA WATER TESTING EXP**	-	700	(700)	-	2,800	(2,800)	8,500	(8,500)
567260.4	**EQUIPMENT RENTAL COST**	-	200	(200)	-	800	(800)	2,000	(2,000)
567500.4	**EQUIPMENT REPAIRS & MAINT**	22,189	25,000	(2,811)	101,240	100,000	1,240	300,000	(198,760)
567501.4	**WATER LINE REPAIRS**	-	3,000	(3,000)	17,910	12,000	5,910	40,000	(22,090)
567525.4	**ALARM MONITORING COSTS**	-	400	(400)	5,015	1,600	3,415	5,200	(185)
567540.4	**EMERGENCY SERVICE COST**	-	125	(125)	440	500	(60)	1,500	(1,060)
567530.4	**PROPERTY MAINTENANCE**	-	3,000	(3,000)	1,634	12,000	(10,366)	40,000	(38,366)
568500.4	**ENGINEERING/ADMIN. STUDIES**	-	800	(800)	-	3,200	(3,200)	10,000	(10,000)
568100.4	**PLAN CHECK EXPENSE (TVWD)**	-	80	(80)	-	320	(320)	1,000	(1,000)
569500.4	**ENERGY COSTS**	20,793	21,000	(207)	111,866	84,000	27,866	250,000	(138,134)
569520.4	**CONSUMABLE SUPPLIES & CLEANING**	85	400	(315)	1,897	1,600	297	5,000	(3,103)
569530.4	**CHEMICALS, LUBRICANTS & FUELS**	1,715	1,000	715	4,462	4,000	462	12,000	(7,538)
569540.4	**SMALL EQUIPMENT & TOOLS COST**	-	400	(400)	1,977	1,600	377	5,000	(3,023)
569700.4	**PERMITS, FEES & TAXES**	798	1,200	(402)	2,249	4,800	(2,551)	50,000	(47,751)
569801.4	**MAP UPDATING/GIS EXP**	-	400	(400)	-	1,600	(1,600)	5,000	(5,000)
569901.4	**SERVICE METERS & PARTS COSTS**	15,266	1,000	14,266	29,914	4,000	25,914	38,000	(8,086)
580000.4	**WHOLESALE WATER PURCHASES**	499,203	500,000	(797)	2,394,518	2,000,000	394,518	5,900,000	(3,505,482)
580001.4	**WATER-MWD CAPACITY CHARGE**	8,095	9,000	(905)	30,208	36,000	(5,792)	109,000	(78,792)
580003.4	**WATER-READINESS TO SERVE/REFUSAL**	26,084	30,000	(3,916)	104,337	120,000	(15,663)	405,000	(300,663)
590000.4	**BAD DEBT EXPENSES**	-	-	-	-	-	-	5,000	(5,000)
599000.4	**CONSERVATION REBATE EXP**	-	400	(400)	-	1,600	(1,600)	5,000	(5,000)
600000.4	**CONTINGENCIES**	-	1,800	(1,800)	-	7,200	(7,200)	22,000	(22,000)
	TOTAL OPERATING EXPENSES	630,923	642,905	(11,982)	2,964,887	2,584,420	380,467	7,776,240	(4,811,353)

TEMESCAL VALLEY WATER DISTRICT
WASTEWATER DEPARTMENT
REVENUE AND EXPENDITURE/BUDGET
FOR FOUR MONTHS ENDING
OCTOBER 31, 2026

		OCTOBER			YEAR TO DATE			BUDGET	BUDGET
		ACTUAL	BUDGET	VARIANCE	ACTUAL	BUDGET	VARIANCE	2026-2027	REMAINING
ADMINISTRATIVE EXPENSES:									
561000.4	CONTRACT MANAGEMENT	$ 8,111	9,500	(1,389)	$ 33,183	38,000	(4,817)	$ 115,000	(81,817)
561001.4	GENERAL ENGINEERING EXP	2,250	2,500	(250)	6,750	10,000	(3,250)	30,000	(23,250)
561003.4	EMPLOYEE BENEFITS-INS	2,279	2,400	(121)	9,891	9,600	291	28,000	(18,109)
561100.4	EMPLOYEE BENEFITS-RETIREMENT	2,725	3,000	(275)	10,720	12,000	(1,280)	45,000	(34,280)
561200.04	WAGES EXPENSE	15,707	19,000	(3,293)	76,559	76,000	559	250,000	(173,441)
561201.4	VACATION EXP	1,338	1,400	(62)	5,352	5,600	(248)	17,000	(11,648)
561203.4	MILEAGE EXP ADMIN	128	40	88	128	200	(72)	500	(372)
561202.4	OVERTIME EXPENSE	373	300	73	1,197	1,200	(3)	3,500	(2,303)
561210.4	PAYROLL TAX EXPENSES	277	300	(23)	1,561	1,500	61	4,300	(2,739)
561230.4	CONTRACT STAFFING-OFFICE	-	-	-	-	-	-	4,400	(4,400)
561300.4	LEGAL EXPENSES	1,174	1,000	174	4,658	4,000	658	12,000	(7,342)
561400.4	AUDIT EXPENSES	-	-	-	-	-	-	6,200	(6,200)
561500.4	BOARD COMMITTEE/ MEETING EXP.	700	1,050	(350)	2,684	4,200	(1,516)	12,600	(9,916)
561900.4	COMPUTER SYSTEM EXP	6,734	3,400	3,334	16,841	13,600	3,241	40,000	(23,159)
561901.4	BANK CHARGES EXP	5,269	4,500	769	13,169	18,000	(4,831)	54,000	(40,831)
561902.4	SOFTWARE SUPPORT & UPGRADES	-	1,850	(1,850)	-	7,400	(7,400)	22,000	(22,000)
562000.4	MISCELLANEOUS & EDUCATION EXP	500	150	350	500	600	(100)	2,000	(1,500)
562001.4	TELEPHONE EXP	949	1,250	(301)	4,143	5,000	(857)	15,000	(10,857)
562002.4	OFFICE SUPPLIES EXP	675	1,350	(675)	4,074	5,400	(1,326)	16,000	(11,926)
562003.4	PRINTING EXPENSES	-	1,200	(1,200)	-	4,800	(4,800)	14,500	(14,500)
562004.4	POSTAGE & DELIVERY EXPENSE	1,178	1,350	(172)	4,816	5,400	(584)	16,000	(11,184)
562005.4	PUBLICATIONS, NOTICES & DUES	-	250	(250)	10,427	3,000	7,427	3,000	7,427
562006.4	EQUIPMENT LEASE EXPENSES	1,113	400	713	1,606	1,600	6	5,000	(3,394)
563000.4	INSURANCE EXPENSES	4,471	5,000	(529)	17,884	20,000	(2,116)	61,000	(43,116)
564000.4	INVESTMENT EXPENSE	781	950	(169)	1,565	3,800	(2,235)	11,500	(9,935)
561101.4	ANNUAL ASSESSMENT EXP	2,845	3,000	(155)	2,845	3,000	(155)	4,000	(1,155)
561600.4	ELECTION & PUBLIC HEARING EXP	-	-	-	-	-	-	-	-
563002.4	COMMUNITY OUT REACH EXP	-	1,250	(1,250)	-	5,000	(5,000)	15,000	(15,000)
	TOTAL ADMINISTRATIVE EXPENSES	59,577	66,390	(6,813)	230,553	258,900	(28,347)	807,500	(576,947)
TOTAL WATER EXPENSES		690,500	709,295	(18,795)	3,195,440	2,843,320	352,120	8,583,740	(5,388,300)
NET OPERATING REVENUE/EXPENSE		$ 143,530	$ 150,455	$ (6,925)	$ 341,514	$ 595,780	$ (254,266)	$ 1,108,760	$ (767,246)

TRANSFER TO CAPITAL FUND-REPLACEMENT	$ 233,492
TRANSFER TO CAPITAL FUND-IMPROVEMENT	108,022
INTEREST INCOME	87,927
CONNECTION FEES	-
	$ 195,949

TEMESCAL VALLEY WATER DISTRICT
WASTEWATER DEPARTMENT
REVENUE AND EXPENDITURE/BUDGET
FOR FOUR MONTHS ENDING
OCTOBER 31, 2026

WATER CAPITAL FUND BALANCE:

ENDING FUNDS AVAILABLE 2025-2026	$	14,657,656
TRANSFER FOR CAPITAL FUND REPLACEMENT		233,492
TRANSFER FOR CAPITAL IMPROVEMENTS		195,949
CAPITAL IMPROVEMENT (SEE DETAIL)		(579,696)
TOTAL FUNDS AVAILABLE	$	14,507,401

TEMESCAL VALLEY WATER DISTRICT
WASTEWATER DEPARTMENT
REVENUE AND EXPENDITURE/BUDGET
FOR FOUR MONTHS ENDING
OCTOBER 31, 2026

		OCTOBER			YEAR TO DATE			BUDGET	BUDGET
		ACTUAL	BUDGET	VARIANCE	ACTUAL	BUDGET	VARIANCE	2026-2027	REMAINING
NON-POTABLE WATER DEPARTMENT									
OPERATING REVENUE:									
411101.5	**RECYCLED/ NON-POT WATER FIXED CHARGE**	$ 29,520	$ 30,000	(480)	$ 117,391	$ 120,000	(2,609)	$ 370,000	(252,609)
411100.5	**RECYCLED/NON-POTABLE WATER SALES**	229,458	240,000	(10,542)	1,024,920	960,000	64,920	1,900,000	(875,080)
411103.5	**RECYCLED/NON-POTABLE PUMPING CHARGE**	10,710	10,000	710	46,950	40,000	6,950	75,000	(28,050)
411107.5	**MISC INCOME**	-	400	(400)	10	1,600	(1,590)	5,000	(4,990)
493200.5	**INSPECTION REVENUE**	-	400	(400)	-	1,600	(1,600)	5,000	(5,000)
	TOTAL NON-POTABLE REVENUE	269,688	280,800	(11,112)	1,189,271	1,123,200	66,071	2,355,000	(1,165,729)
OPERATING EXPENSES:									
567000.5	**WAGES EXPENSE-OPERATIONS**	$ 14,838	16,000	(1,162)	$ 63,745	70,000	(6,255)	$ 211,000	(147,255)
561002.5	**WAGES EXPENSE-INSPECTION**	2,524	2,400	124	11,356	11,000	356	31,000	(19,644)
567001.5	**PAYROLL TAXES EXP**	311	300	11	1,227	1,200	27	4,000	(2,773)
567002.5	**EMPLOYEE BENEFITS-INS**	1,172	1,500	(328)	4,482	6,000	(1,518)	26,000	(21,518)
567006.5	**EMPLOYEE BENEFITS-RETIREMENT**	1,745	2,000	(255)	6,980	8,000	(1,020)	38,000	(31,020)
567004.5	**MILEAGE EXP**	-	100	(100)	-	400	(400)	1,000	(1,000)
567003.5	**OVERTIME EXP**	629	800	(171)	5,136	3,200	1,936	10,000	(4,864)
567003.51	**OVERTIME EXP INSPECTION**	379	250	129	1,736	1,000	736	3,000	(1,264)
567005.5	**VACATION EXP**	1,230	1,250	(20)	4,920	5,000	(80)	15,000	(10,080)
568100.5	**PLAN CHECK EXP (TVWD)**	-	100	(100)	-	400	(400)	1,000	(1,000)
567100.5	**SCADA SYS MAINTENANCE EXP**	1,701	800	901	2,862	3,200	(338)	10,000	(7,138)
567200.5	**LABORATORY TESTING COSTS**	684	1,000	(316)	5,910	4,000	1,910	11,000	(5,090)
567500.5	**EQUIPMENT REPAIRS & MAINT.**	-	3,000	(3,000)	9,857	12,000	(2,143)	60,000	(50,143)
567501.5	**NONPOTABLE WATER LINE REPAIR**	-	2,500	(2,500)	23,478	10,000	13,478	30,000	(6,522)
567525.5	**SECURITY AND ALARM EXP**	-	220	(220)	3,579	1,000	2,579	2,600	979
567530.5	**PROPERTY MAINTENANCE**	-	800	(800)	255	3,200	(2,945)	10,000	(9,745)
569500.5	**ENERGY COSTS**	29,391	30,000	(609)	197,044	190,000	7,044	440,000	(242,956)
569520.5	**CONSUMABLE SUPPLIES EXP**	-	200	(200)	490	800	(310)	2,500	(2,010)
569530.5	**CHEMICALS, LUBRICANTS & FUELS**	1,225	400	825	3,187	1,600	1,587	5,000	(1,813)
569700.5	**PERMITS AND FEES EXP**	570	200	370	950	800	150	27,000	(26,050)
569901.5	**SERVICE METERS AND PARTS COSTS**	-	400	(400)	643	1,600	(957)	5,000	(4,357)
569540.5	**RECYCLED SIGN/TOOLS EXP**	-	400	(400)	-	1,600	(1,600)	5,000	(5,000)
569900.5	**MISC OPERATING EXP**	-	40	(40)	-	160	(160)	500	(500)
590000.5	**BAD DEBT**	-	-	-	-	-	-	2,000	(2,000)
600000.5	**CONTINGENCIES**	-	1,350	(1,350)	-	5,400	(5,400)	16,000	(16,000)
	TOTAL OPERATING EXPENSES	56,399	66,010	(9,611)	347,837	341,560	6,277	966,600	(618,763)

TEMESCAL VALLEY WATER DISTRICT
WASTEWATER DEPARTMENT
REVENUE AND EXPENDITURE/BUDGET
FOR FOUR MONTHS ENDING
OCTOBER 31, 2026

		OCTOBER			YEAR TO DATE				
		ACTUAL	BUDGET	VARIANCE	ACTUAL	BUDGET	VARIANCE	BUDGET 2026-2027	BUDGET REMAINING
				VARIANCE			VARIANCE		
ADMINISTRATIVE EXPENSES:									
561000.5	**CONTRACT MANAGEMENT**	$ 5,793	7,000	(1,207)	$ 23,702	27,000	(3,298)	$ 82,000	(58,298)
561001.5	**GENERAL ENGINEERING**	1,350	1,000	350	5,512	4,000	1,512	11,000	(5,488)
561003.5	**EMPLOYEE BENEFITS-INS**	1,641	1,800	(159)	7,197	7,200	(3)	20,000	(12,803)
561100.5	**EMPLOYEE BENEFITS-RETIREMENT**	1,946	2,000	(54)	7,657	8,000	(343)	32,000	(24,343)
561200.5	**WAGES EXPENSE**	11,219	13,000	(1,781)	54,684	60,000	(5,316)	178,000	(123,316)
561201.5	**VACATION EXP**	956	1,000	(44)	3,824	4,000	(176)	13,000	(9,176)
561203.5	**MILEAGE EXP**	91	20	71	91	80	11	200	(109)
561202.5	**OVERTIME EXP**	267	125	142	856	500	356	1,500	(644)
561210.5	**PAYROLL TAX EXPENSE**	198	250	(52)	1,115	1,000	115	3,100	(1,985)
561300.5	**LEGAL EXPENSE**	839	700	139	3,327	2,800	527	8,000	(4,673)
561400.5	**AUDIT EXP**	-	-	-	-	-	-	4,400	(4,400)
561500.5	**BOARD FEES EXP**	500	1,000	(500)	1,917	4,000	(2,083)	12,000	(10,083)
561600.5	**ELECTION EXP**	-	-	-	-	-	-	-	-
561900.5	**COMPUTER SYSTEMS EXP**	4,810	2,000	2,810	12,029	8,000	4,029	25,000	(12,971)
561901.5	**BANK CHARGES**	3,764	3,500	264	9,406	14,000	(4,594)	40,000	(30,594)
561902.5	**SOFTWARE SUPPORT & UPGRADES**	-	1,350	(1,350)	-	5,400	(5,400)	16,000	(16,000)
562000.5	**MISC & EDUCATION EXP**	-	100	(100)	-	400	(400)	1,000	(1,000)
562001.5	**TELEPHONE EXP**	677	800	(123)	2,821	3,200	(379)	8,500	(5,679)
562002.5	**OFFICE SUPPLIES**	482	750	(268)	2,503	3,000	(497)	9,000	(6,497)
562003.5	**PRINTING EXP**	-	400	(400)	-	1,600	(1,600)	5,000	(5,000)
562004.5	**POSTAGE EXP**	842	1,000	(158)	3,440	4,000	(560)	12,000	(8,560)
562005.5	**PUBLICATION/DUES EXP**	-	150	(150)	-	600	(600)	2,000	(2,000)
562006.5	**EQUIPMENT LEASE EXP**	795	350	445	1,147	1,400	(253)	4,700	(3,553)
563000.5	**INSURANCE EXPENSE**	3,193	3,700	(507)	12,773	14,800	(2,027)	44,000	(31,227)
561101.5	**ANNUAL ASSESSMENT EXP**	-	-	-	-	-	-	3,000	(3,000)
564000.5	**INVESTMENT EXPENSE**	558	600	(42)	1,118	2,400	(1,282)	8,000	(6,882)
563002.5	**COMMUNITY OUTREACH EXP**	-	400	(400)	-	1,600	(1,600)	5,000	(5,000)
	TOTAL ADMINISTRATIVE EXPENSES	39,921	42,995	(3,074)	155,119	178,980	(23,861)	548,400	(393,281)
	TOTAL NON-POTABLE OPERATING EXPENSES	96,320	109,005	(12,685)	502,956	520,540	(17,584)	1,515,000	(1,012,044)
NET OPERATING REVENUE/EXPENSE		173,368	171,795	1,573	686,315	602,660	83,655	840,000	(153,685)
	TRANSFER TO CAPITAL FUND-REPLACEMENT				$ 186,408				
	TRANSFER TO CAPITAL FUND-IMPROVEMENT				499,907				
	INTEREST INCOME				20,161				
	CONNECTION FEES				-				

TEMESCAL VALLEY WATER DISTRICT
WASTEWATER DEPARTMENT
REVENUE AND EXPENDITURE/BUDGET
FOR FOUR MONTHS ENDING
OCTOBER 31, 2026

NON-POTABLE FUND BALANCE:

ENDING FUNDS AVAILABLE 2025-2026	$	8,889,276
TRANSFER FOR CAPITAL FUND REPLACEMENT		186,408
TRANSFER FOR CAPITAL IMPROVEMENTS		520,068
CAPITAL IMPROVEMENT (SEE ATTACHED)		(1,258,637)
TOTAL FUNDS AVAILABLE	$	8,337,115

TEMESCAL VALLEY WATER DISTRICT
WASTEWATER DEPARTMENT
REVENUE AND EXPENDITURE/BUDGET
FOR FOUR MONTHS ENDING
OCTOBER 31, 2026

		OCTOBER			YEAR TO DATE			BUDGET	BUDGET
		ACTUAL	BUDGET	VARIANCE	ACTUAL	BUDGET	VARIANCE	2026-2027	REMAINING
ID#1 DEPARTMENT (BUTTERFIELD)									
OPERATING REVENUE:									
401100.1	**ANNUAL SEWER SERVICE CHARGE**	$ 13,725	13,725	-	$ 54,900	54,900	-	$ 164,700	(109,800)
	TOTAL ID #1 REVENUE	13,725	13,725	-	54,900	54,900	-	164,700	(109,800)
OPERATING EXPENSES:									
	PLANT REMOVAL COST	-	-	-	-	-	-	-	-
566000.1	**MONTHLY TREATMENT PLANT COSTS**	11,764	11,764	-	47,056	47,056	-	154,598	(107,542)
	TOTAL OPERATING COSTS	11,764	11,764	-	47,056	47,056	-	154,598	(107,542)
ADMINISTRATIVE EXPENSES:									
563001.1	**ANNUAL ASSESSMENT PROCESSING**	-	-	-	-	-	-	3,000	(3,000)
	TOTAL ADMINISTRATIVE EXPENSES	-	-	-	-	-	-	3,000	(3,000)
TOTAL ID#1 EXPENSES		11,764	11,764	-	47,056	47,056	-	157,598	(110,542)
TOTAL REVENUE/EXPENSE		$ 1,961	1,961		$ 7,844	7,844		$ 7,102	742

TRANSFER TO SINKING FUND FOR CAPACITY	$	7,844
INTEREST INCOME		1,832
TOTAL FUNDS TRANSFERRED TO SINKING FUND	$	9,676

ID #1 FUND BALANCE:

ENDING FUNDS AVAILABLE 2025-2026	$	645,621
SINKING FUND FOR CAPACITY		9,676
TOTAL FUNDS AVAILABLE	$	655,297

TEMESCAL VALLEY WATER DISTRICT
WASTEWATER DEPARTMENT
REVENUE AND EXPENDITURE/BUDGET
FOR FOUR MONTHS ENDING
OCTOBER 31, 2026

		OCTOBER			YEAR TO DATE			BUDGET	BUDGET
		ACTUAL	BUDGET	VARIANCE	ACTUAL	BUDGET	VARIANCE	2026-2027	REMAINING
ID#2 DEPARTMENT (CLAY CANYON)									
OPERATING REVENUE:									
401100.2	**ANNUAL SEWER SERVICE CHARGE**	$ 15,525	15,525	-	62,100	62,100	-	$ 186,300	(124,200)
	TOTAL ID #1 REVENUE	15,525	15,525	-	62,100	62,100	-	186,300	(124,200)
OPERATING EXPENSES:									
	PLANT REMOVAL COST	-	-	-	-	-	-	-	-
566000.3	**MONTHLY TREATMENT PLANT COSTS**	13,307	13,307	-	53,228	53,228	-	180,000	(126,772)
	TOTAL OPERATING COSTS	13,307	13,307	-	53,228	53,228	-	180,000	(126,772)
ADMINISTRATIVE EXPENSES:									
563001.2	**ANNUAL ASSESSMENT PROCESSING**	-	-	-	-	-	-	3,000	(3,000)
	TOTAL ADMINISTRATIVE EXPENSES	-	-	-	-	-	-	3,000	(3,000)
TOTAL ID#2 EXPENSES		13,307	13,307	-	53,228	53,228	-	183,000	(129,772)
TOTAL REVENUE/EXPENSE		2,218	2,218	-	8,872	8,872	-	$ 3,300	5,572

TRANSFER TO SINKING FUND FOR CAPACITY	$	8,872
INTEREST INCOME		3,664
TOTAL FUNDS TRANSFERRED TO SINKING FUND	$	12,536

ID #2 FUND BALANCE:

ENDING FUNDS AVAILABLE 2025-2026	$	479,844
SINKING FUND FOR CAPACITY		12,536
TOTAL FUNDS AVAILABLE	$	492,380

TEMESCAL VALLEY WATER DISTRICT
Local Agency Refunding Bonds Series 2024
Public Financing Authority
9/30/2026

Description	Fund	Acct #	Balance
TVWD PFA LARB 2024	Revenue Fund	171907-000	$ -
TVWD PFA LARB 2024	Interest Account	171907-001	$ -
TVWD PFA LARB 2024	Principal Acct	171907-002	$ -
TVWD PFA LARB 2024	Admin Expense	171907-003	$ 2,002.02
TVWD PFA LARB 2024	Reserve Fund	171907-004	$ 5,650.84
TVWD 2024 CFD 1	Sycamore Reserve	171907-005	$ -
TVWD 2024 CFD 2	Montecito Reserve	171907-006	$ -
TVWD 2024 CFD 3	The Retreat Reserve	171907-007	$ -
TVWD PFA LARB 2024	Surplus Fund	171907-008	$ 5,658.96
TVWD PFA LARB 2024	Alternate Penalty Acct.	171907-009	$ -
TVWD PFA LARB 2024	Costs of Issuance	171907-010	$ 40.22
TVWD PFA LARB 2024	Purchase Fund	171907-011	$ -
TVWD PFA SERIES 2013	Bonds Escrow FD	171958-000	$ -
			$ 13,352.04
TVWD CFD 1 2024	Special Tax Fund	164824-000	$ 128.33
TVWD CFD 1 2024	Interest Acct	164824-001	$ 41.56
TVWD CFD 1 2024	Principal Acct	164824-002	$ 129.43
TVWD CFD 1 2024	Admin Expense Fund	164824-003	$ 2,450.11
TVWD CFD 1 2024	Reserve Acct	164824-004	$ 1,175,707.64
TVWD CFD 1 2024	Redemption Account	164824-005	$ -
TVWD CFD 1 2024	Surplus Fund	164824-006	$ 1,449,096.61
			$ 2,627,553.68
TVWD CFD 2 2024	Special Tax Fund	171921-000	$ 0.91
TVWD CFD 2 2024	Interest Acct	171921-001	$ 4.56
TVWD CFD 2 2024	Principal Account	171921-002	$ 22.21
TVWD CFD 2 2024	Admin Expense Fund	171921-003	$ 2,076.20
TVWD CFD 2 2024	Reserve Account	171921-004	$ 136,503.00
TVWD CFD 2 2024	Redemption Account	171921-005	$ -
TVWD CFD 2 2024	Surplus Fund	171921-006	$ 301,779.31
			$ 440,386.19
TVWD CFD 3 2024	Special Tax Fund	171938-000	$ 30.67
TVWD CFD 3 2024	Interest Account	171938-001	$ 30.12
TVWD CFD 3 2024	Principal Account	171938-002	$ 107.28
TVWD CFD 3 2024	Admin Exp	171938-003	$ 2,279.89
TVWD CFD 3 2024	Reserve Account	171938-004	$ 861,973.42
TVWD CFD 3 2024	Redemption Account	171938-005	$ -
TVWD CFD 3 2024	Surplus Fund	171938-006	$ 699,200.16
			$ 1,563,621.54

Revised 11/19/2026

TEMESCAL VALLEY WATER DISTRICT
Community Facilities District No. 4
(Terramor)
9/30/2026

Community Facilities District No. 4 IA1		**BALANCE**
Temescal CFD 4 IA1 Proceeds Rd(Acct #133306-000)	$	-
Special Tax Fund (Acct #133306-001)	$	68.43
Interest Acct (Acct #133306-002)	$	41.31
BONDS PR ACCT (Acct #133306-003)	$	51.57
Administrative Expense Fund(Acct #133306-004)	$	7,189.95
Reserve fund Fund (Acct #133306-005)	$	1,405,128.93
Surplus Fund (Acct #133306-006)	$	859,272.17
Redemption fund (Acct #133306-007	$	-
Construction fund (Acct #133306-008)	$	0.82
Cost of Issuance (Acct #133306-009)	$	-
TOTAL	$	2,271,753.18

Community Facilities District No. 4 IA2		
Special Tax Fund (Acct #151110-000)	$	69.77
Interest Acct (Acct #151110-001)	$	34.50
BONDS PRIN ACCT (Acct #151110-002)	$	38.97
Redemption Acct (Acct #151110-003)	$	-
Administrative Expense Fund(Acct #151110-004)	$	-
Reserve fund Fund (Acct #151110-005)	$	1,137,581.14
Surplus Fund (Acct #151110-006)	$	398,901.04
Bond PR ACCT (Acct # 105636-010)	$	-
Proceeds (Acct #151110-009	$	-
Construction fund (Acct #151110-007)	$	7,575.59
Proceeds (Acct #151110-009)	$	-
TOTAL	$	1,544,201.01

Community Facilities District No. 4 IA3		
Special Tax Fund (Acct #172967-000)	$	206.34
Interest Acct (Acct #172967-001)	$	30.17
PRIN ACCT (Acct #172967-002)	$	-
Administrative Expense Fund(Acct #172967-003)	$	-
Reserve fund Fund (Acct #172967-004)	$	860,454.83
Redemption fund (Acct #172967-005) (prepayment)	$	1,525.93
Surplus Fund (Acct #172967-006)	$	636,618.90
Rebate (Acct #172967-007)	$	-
Bond Priin ACCT (Acct # 105636-015)	$	-
Acq Cont Fd (Acct #172967-008)	$	-
Project Fac Fund (Acct #172967-009)	$	401,894.04
Cost of Issuance (Acct #172967-010)	$	14,455.02
TOTAL	$	1,915,185.23

TEMESCAL VALLEY WATER DISTRICT
Community Facilities District
Financing Authority
9/30/2026

Senior Lien Bonds - Revenue Fund (Acct #105636-000)		**BALANCE**
LEELAKE PFA 2013A SRLIENREV FD (ACCT #105636-000)	$	-
Lien Interest A/C (Acct #105636-001)	$	-
Lien Principal A/C (Acct #105636-002)	$	-
Financing Authority Surplus A/C (Acct #105636-003)	$	-
Reserve Fund CFD #1 (Acct #105636-004)	$	-
Reserve Fund CFD #2 (Acct #105636-005)	$	-
Reserve Fund CFD #3 (Acct #105636-006)	$	-
Junior Lien Bonds - Revenue Fund (Acct #105639-000)		
LEELAKE PFA 2013 JR LIEN REV FD(Acct #105639-000)	$	-
Lien Interest A/C (Acct #105639-001)	$	-
Lien Principal A/C (Acct #105639-002)	$	-
Financing AuthoritySurplus A/C (Acct #105639-003)	$	-
Reserve Fund CFD #1 (Acct #105639-004)	$	-
Reserve Fund CFD #2 (Acct #105639-005)	$	-
Reserve Fund CFD #3 (Acct #105639-006)	$	-
TOTAL	$	-
Community Facilities District No. 1 (Sycamore creek)		
Special Tax Fund (Acct #105636-009)	$	-
Bond PR ACCT (Acct # 105636-010)	$	-
Administrative Expense Fund(Acct #105636-011)	$	-
Surplus Fund (Acct #105636-012)	$	-
Re-call Fund (Acct #105636-025)	$	-
TOTAL	$	-
Community Facilities District No. 2 (Montecito Ranch		
Special Tax Fund (Acct #105636-014)		
Account Balance at Wilmington Trust	$	-
Bond Priin ACCT (Acct # 105636-015)	$	-
Account Balance at Wilmington Trust		
Administrative Expense Fund(Acct #105636-016)	$	-
Surplus Fund (Acct #105636-017)	$	-
Prepayment Fund (Acct #105636-026)	$	-
TOTAL	$	-
Community Facilities District No. 3 (The Retreat)		
Special Tax Fund (Acct #105636-019)	$	-
BONDS PR ACCT (Acct # 105636-020)	$	-
Administrative Expense Fund(Acct #105636-021)	$	-
Surplus Fund (Acct #105636-022)	$	-
Prepayment Fund (Acct #105636-027)	$	-
TOTAL	$	-

PMIA/LAIF Performance Report as of 11/06/2026

Quarterly Performance Quarter Ended 09/30/2026

LAIF Apportionment Rate[2]:	3.97
LAIF Earnings Ratio[2]:	0.00010867429987458
LAIF Administrative Cost[1]*:	0.24
LAIF Fair Value Factor[1]:	0.99448441
PMIA Daily[1]:	3.94
PMIA Quarter to Date[1]:	3.87
PMIA Average Life[1]:	287

PMIA Average Monthly Effective Yields[1]

October	**3.989**
September	3.908
August	3.863
July	3.840
June	3.816
May	3.810

Pooled Money Investment Account Monthly Portfolio Composition [1] 09/30/2026 $171.5 billion

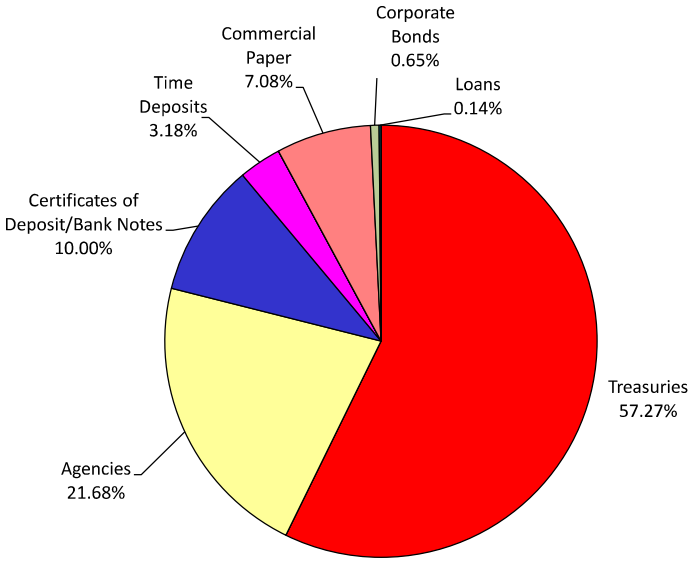

Chart does not include $622,000.00 in mortgages, which equates to 0.0004%. Percentages may not total 100% due to rounding.

Daily rates are now available here. View PMIA Daily Rates

Notes: The apportionment rate includes interest earned on the CalPERS Supplemental Pension Payment pursuant to Government Code 20825 (c)(1) .

**The percentage of administrative cost equals the total administrative cost divided by the quarterly interest earnings. The law provides that administrative costs are not to exceed 5% of quarterly EARNINGS of the fund. However, if the 13-week Daily Treasury Bill Rate on the last day of the fiscal year is below 1%, then administrative costs shall not exceed 8% of quarterly EARNINGS of the fund for the subsequent fiscal year.*

Source:
[1] State of California, Office of the Treasurer
[2] State of California, Office of the Controller

Temescal Valley Water District
Capital Projects-Budget 2026-2027
Yearly Miscellaneous and Multi - Year

	Not Started
	In Process
	In Construction
	Completed or $ committed

October 31, 2026

GL ACCT	Capital Projects: Maintenance/ General Projects	CIP #	Eng #1401.*	Total Cost	Source of Funding: Sewer Fund	Source of Funding: Water Fund	Source of Funding: Recycled Fund	Previous YR	YEAR TO DATE: Sewer Fund	YEAR TO DATE: Water Fund	YEAR TO DATE: Recycled Fund	Total YTD	Variance	Completed Projects Funding Balance	
610127.3/.4	GIS Mapping - Water, Sewer, RW pipelines and facilities	G-7-2021	1904/1905	$ 30,000	$ 12,000	$ 10,500	$ 8,000	$ -	$ 300			300	$ 29,700		Continuing GIS
610040.3	Manhole Rehab	S-2023-03		$ 200,000	$ 200,000	$ -	$ -	$ -				-	$ 200,000		As Needed work
610000.3	Confined Space and Safety Training and Equipment	General	N/A	$ 30,000	$ 10,000	$ 10,000	$ 10,000	$ -				-	$ 30,000		Working with Safety Consultant
610000.4	Groundwater Sustainability JPA FY 25-26 contribution	General	N/A	$ 125,000	$ -	$ 50,000	$ 25,000	$ -		$ 73,280		73,280	$ 51,720		Budget Amount Paid in September 2026
610094.3	Automatic Valve for Primary bypass	G-2025/26	N/A	$ 60,000	$ 60,000	$ -	$ -	$ -				-	$ 60,000		in design
610095.3	Modify headworks Bar Screen no. 1	G-2025/26	N/A	$ 40,000	$ 40,000	$ -	$ -	$ -				-	$ 40,000		in design
610099.4	Automate North Grinder	G-2025/26	N/A	$ 30,000	$ 25,000	$ -	$ -	$ -				-	$ 30,000		in design
610096.3	Headworks Backup Float System	G-2025/26	N/A	$ 38,000	$ 38,000	$ -	$ -	$ -				-	$ 38,000		in design
610025.4	Shade Covers at Wells 1A & 4	G-2025/26	N/A	$ 10,000	$ -	$ -	$ 10,000	$ -				-	$ 10,000		Pricing
610026.4	Painting of Piping at WRF	G-2025/26	N/A	$ 120,000	$ 120,000	$ -	$ -	$ -				-	$ 120,000		Pricing
610028.4	Covered Storage for Loader & Backhoe	G-2025/26	N/A	$ 65,000	$ 65,000	$ -	$ -	$ -				-	$ 65,000		Pricing
610000.0	New Work Truck	G-2025/26	N/A	$ 45,000	$ 15,000	$ 15,000	$ 15,000	$ -				-	$ 45,000		Pricing
610050.4	New SCADA communication system	G-2025/26	N/A	$ 4,500	$ 2,250	$ 2,250	$ -	$ -	$ 5,172	$ 5,172		10,344	$ (5,844)		Design Phase
610080.0	Update Win-911 Alarm Software	G-2025/26	N/A	$ 2,500	$ 1,250	$ 1,250	$ -	$ -				-	$ 2,500		
610081.4	Misc. Spare Motors and Valves	G-2025/26	N/A	$ 125,000	$ 62,500	$ 62,500	$ -	$ -				-	$ 125,000		Ordered or spec'd
610098.3	Re-pipe Headworks PVC NP Lines	G-2025/26	N/A	$ 20,000	$ 20,000	$ -	$ -	$ -				-	$ 20,000		
610108.4	Major Unbudgeted Pipe Repairs		N/A	$ -	$ -	$ -	$ -	$ -		$ 121,819		121,819	$ (121,819)		
	Contingency							$ -				-	$ -		
	SUBTOTAL			$ 560,000	$ 449,000	$ 81,000	$ 25,000	$ -	$ 5,472	$ 200,271	$ -	$ 205,743	$ 427,837	$ -	

GL ACCT	Multiple Fiscal Year Projects	CIP #	Eng #1401.*	Total Cost	Source of Funding: Sewer Fund	Source of Funding: Water Fund	Source of Funding: Recycled Fund	Previous YR	YEAR TO DATE: Sewer Fund	YEAR TO DATE: Water Fund	YEAR TO DATE: Recycled Fund	Total YTD	Variance		
610114.3	Inter Agency Conservation Project - 1,500 LF 12-in RW	NP-2025-01	N/A	$ 1,560,000	$ -	$ -	$ 1,560,000	$ 469,423			$ 1,120,860	1,120,860	$ (30,283)		Note: 50% paid by RCWCD
610115.3	Inter Agency Conservation Project - Sewer Lift Station	W/S-1-2024	2305	$ 6,660,000	$ 6,660,000	$ -	$ -	$ 51,462	$ 157,981			157,981	$ 6,450,557		Note: 50% paid by RCWCD
610121.5	Recycled and Non-potable Pipeline extensions Design	NP-2023-01	N/A	$ 125,000	$ -	$ -	$ 125,000	$ -				-	$ 125,000		As Needed
610120.5	Recycled and Non-potable Pipeline extensions	NP-2023-01	N/A	$ 725,000	$ -	$ -	$ 725,000	$ 21,356				-	$ 703,644		As Needed
610084.5	Recycled and Non-potable supply well rehab	NP	N/A	$ 150,000	$ -	$ -	$ 150,000	$ 17,937			$ 1,050	1,050	$ 131,013		As Needed
610020.3	Parking Structure Shades	G-3-2021	N/A	$ 100,000	$ 40,000	$ 35,000	$ 25,000	$ -				-	$ 100,000		
610113.3	Convert to Recycled	General	N/A	$ 150,000	$ -	$ 75,000	$ 75,000	$ -				-	$ 150,000		As Needed
610104.5	New Non-potable Supply Well	NP-2023-02	N/A	$ 305,000	$ -	$ -	$ 305,000	$ -				-	$ 305,000		Site acquisition/design stage
610020.4	Potable Water from Coldwater Basin	P-2023-01	N/A	$ 1,800,000	$ -	$ 1,800,000	$ -	$ -				-	$ 1,800,000		In discussions with GSA and City of Corona
620000.3	Prop 218 Rate Study -	G-01-26	N/A	$ 110,000	$ 40,000	$ 40,000	$ 20,000	$ -				-	$ 110,000		Starting 4th Q 2026
610130.5	New AG System Tank including property purchase	NP-1-2026	N/A	$ 7,895,000	$ -		$ 7,895,000	$ 626,565			$ 136,727	136,727	$ 7,131,708		In Design/ Environment Review
610001.3	Sludge Processing Facility with Odor Control	S-1-2021 C	N/A	$ 7,313,715	$ 7,313,715	$ -	$ -	$ 8,300	$ 97,426			97,426	$ 7,207,989		Design Phase
581000.4	Western Municipal Water Mill Gravity Allocation		N/A	$ 157,633		$ 157,633		$ -		$ 157,633		157,633	$ -		Paid
610023.4	Property Purchase for Relocation of Emergency Pump	W-2-2021	N/A	$ 587,000	$ -	$ 587,000	$ -	$ 3,942		$ 379,425		379,425	$ 203,633		Purchased
	SUBTOTAL			$ 27,638,348	$ 14,053,715	$ 2,694,633	$ 10,880,000	$ 1,198,985	$ 255,407	$ 537,058	$ 1,258,637	$ 2,051,102	$ 24,388,261	$ -	
	TOTAL			$ 28,198,348	$ 14,502,715	$ 2,775,633	$ 10,905,000	$ 1,198,985	$ 260,879	$ 737,329	$ 1,258,637	$ 2,256,845	$ 24,816,098	$ -	

CHANDLER ASSET MANAGEMENT

MONTHLY ACCOUNT STATEMENT

Temescal Valley Water District | Account #10474 | As of October 31, 2026

CHANDLER ASSET MANAGEMENT | chandlerasset.com

Chandler Team:

For questions about your account, please call (800) 317-4747,
or contact clientservice@chandlerasset.com

Custodian:

US Bank

Information contained herein is confidential. We urge you to compare this statement to the one you receive from your qualified custodian. Please see Important Disclosures at the end of the statement.

PORTFOLIO SUMMARY

Temescal Valley Water District | Account #10474 | As of October 31, 2026

Portfolio Characteristics

Average Modified Duration	2.64
Average Coupon	3.92%
Average Purchase YTM	4.30%
Average Market YTM	4.70%
Average Credit Quality*	AA
Average Final Maturity	2.96
Average Life	2.96

Account Summary

	End Values as of 09/30/2026	End Values as of 10/31/2026
Market Value	26,861,527.89	27,174,054.24
Accrued Interest	221,916.85	250,620.89
Total Market Value	**27,083,444.74**	**27,424,675.12**
Income Earned	97,473.77	61,051.66
Cont/WD	0.00	0.00
Par	27,687,358.00	27,749,290.82
Book Value	27,469,631.78	27,539,976.45
Cost Value	27,271,421.58	27,333,333.15

Top Issuers

United States	57.70%
Federal Home Loan Banks	9.86%
Farm Credit System	3.67%
First American Govt Oblig Fund	2.67%
PepsiCo, Inc.	1.19%
Eli Lilly and Company	1.18%
Deere & Company	1.13%
Toyota Motor Corporation	1.11%

Sector Allocation

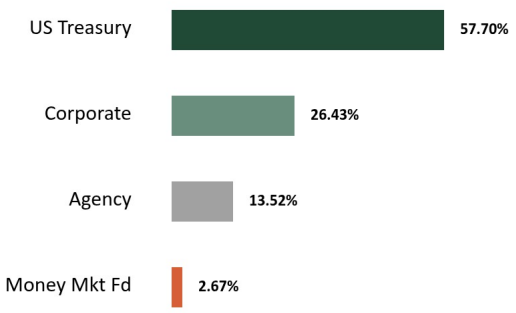

Maturity Distribution

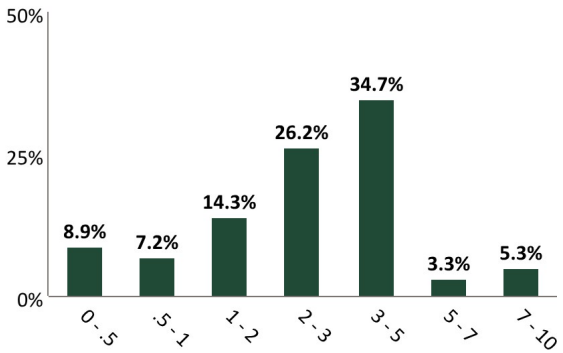

Credit Quality*

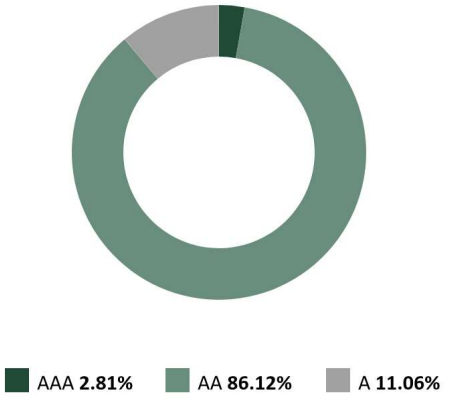

Performance Review

Total Rate of Return**	1M	3M	YTD	1YR	2YRS	3YRS	5YRS	10YRS	Since Inception (07/01/16)
Temescal Valley Water District	1.26%	0.35%	0.94%	1.66%	3.58%	4.44%	2.37%	2.08%	2.01%
Benchmark Return	1.22%	0.43%	0.83%	1.57%	3.41%	4.19%	2.11%	1.84%	1.77%

*The average credit quality is a weighted average calculation of the highest of S&P, Moody's and Fitch.
**Periods over 1 year are annualized.
Benchmark: ICE BofA 1-5 Year Unsubordinated US Treasury & Agency Index

STATEMENT OF COMPLIANCE

Temescal Valley Water District | Account #10474 | As of October 31, 2026

Rules Name	Limit	Actual	Compliance Status	Notes
ASSET-BACKED SECURITIES (ABS)				
Max % (MV)	20.0	0.0	Compliant	
Max % Issuer (MV)	10.0	0.0	Compliant	
Max Maturity (SD; Years)	5	0.0	Compliant	
Min Rating (AA- by 1)	0.0	0.0	Compliant	
BANKERS' ACCEPTANCES				
Max % (MV)	20.0	0.0	Compliant	
Max Amount Issuer (MV)	2,000,000.0	0.0	Compliant	
Max Maturity (SD; Days)	180	0.0	Compliant	
COMMERCIAL PAPER				
Max % (MV)	20.0	0.0	Compliant	
Max % Issuer (MV)	10.0	0.0	Compliant	
Max Maturity (SD; Days)	270	0.0	Compliant	
Min Rating (A-1 by 1 or A- by 1)	0.0	0.0	Compliant	
CORPORATE MEDIUM TERM NOTES				
Max % (MV)	30.0	26.6	Compliant	
Max Amount Issuer (MV)	1,000,000.0	328,012.2	Compliant	
Max Maturity (SD; Years)	5	4	Compliant	
Min Rating (A- by 1)	0.0	0.0	Compliant	
FEDERAL AGENCIES				
Max % (MV)	60.0	13.5	Compliant	
Max Issuer Amount (MV)	6,000,000.0	2.7	Compliant	
Max Maturity (SD; Years)	10	7	Compliant	
LOCAL AGENCY INVESTMENT FUND (LAIF)				
Max % (MV)	100.0	0.0	Compliant	
Max % Issuer (MV)	100.0	0.0	Compliant	
MONEY MARKET MUTUAL FUNDS				
Max % (MV)	20.0	2.6	Compliant	
Max Amount Issuer (MV)	1,000,000.0	724,325.6	Compliant	
Min Rating (AAA by 2)	0.0	0.0	Compliant	
MUNICIPAL SECURITIES (CA, LOCAL AGENCY)				
Max % (MV)	40.0	0.0	Compliant	

The Statement of Compliance reflects Chandler's assessment of compliance with the applicable investment policy for the assets Chandler directly manages. The report may also present assets reported to Chandler by clients, custodians, or other third parties. Chandler includes those assets in the assessment but has no discretionary authority over them, does not independently verify the information provided, and assumes no responsibility for the accuracy or completeness of that information. Questions regarding this report should be directed to the designated investment professional.

STATEMENT OF COMPLIANCE

Temescal Valley Water District | Account #10474 | As of October 31, 2026

Rules Name	Limit	Actual	Compliance Status	Notes
Max Maturity (SD; Years)	5	0.0	Compliant	
NEGOTIABLE CERTIFICATES OF DEPOSIT (NCD)				
Max % (MV)	30.0	0.0	Compliant	
Max Amount Issuer (MV)	7,500,000.0	0.0	Compliant	
Max Maturity (SD; Years)	5	0.0	Compliant	
SUPRANATIONAL OBLIGATIONS				
Max % (MV)	5.0	0.0	Compliant	
Max % Issuer (MV)	5.0	0.0	Compliant	
Max Maturity (SD; Years)	3	0.0	Compliant	
Min Rating (AA- by 1)	0.0	0.0	Compliant	
U.S. TREASURIES				
Max % (MV)	75.0	57.6	Compliant	
Max Maturity (SD; Years)	10	8	Compliant	

The Statement of Compliance reflects Chandler's assessment of compliance with the applicable investment policy for the assets Chandler directly manages. The report may also present assets reported to Chandler by clients, custodians, or other third parties. Chandler includes those assets in the assessment but has no discretionary authority over them, does not independently verify the information provided, and assumes no responsibility for the accuracy or completeness of that information. Questions regarding this report should be directed to the designated investment professional.

RECONCILIATION SUMMARY

Temescal Valley Water District | Account #10474 | As of October 31, 2026

Maturities / Calls

Month to Date	**0.00**
Fiscal Year to Date	**(3,180,000.00)**

Principal Paydowns

Month to Date	**0.00**
Fiscal Year to Date	**0.00**

Purchases

Month to Date	**148,893.26**
Fiscal Year to Date	**5,191,043.23**

Sales

Month to Date	**(219.95)**
Fiscal Year to Date	**(1,547,649.18)**

Interest Received

Month to Date	**23,914.51**
Fiscal Year to Date	**360,157.82**

Purchased / Sold Interest

Month to Date	**0.00**
Fiscal Year to Date	**(20,858.38)**

Accrual Activity Summary

	Month to Date	Fiscal Year to Date (07/01/2026)
Beginning Book Value	27,469,631.78	27,126,517.11
Maturities/Calls	0.00	(3,180,000.00)
Principal Paydowns	0.00	0.00
Purchases	148,893.26	5,191,043.23
Sales	(219.95)	(1,547,649.18)
Change in Cash, Payables, Receivables	(86,761.74)	(85,479.56)
Amortization/Accretion	8,433.10	35,544.85
Realized Gain (Loss)	0.00	0.00
Ending Book Value	27,539,976.45	27,539,976.45

Fair Market Activity Summary

	Month to Date	Fiscal Year to Date (07/01/2026)
Beginning Market Value	26,861,527.89	27,101,730.73
Maturities/Calls	0.00	(3,180,000.00)
Principal Paydowns	0.00	0.00
Purchases	148,893.26	5,191,043.23
Sales	(219.95)	(1,547,649.18)
Change in Cash, Payables, Receivables	(86,761.74)	(85,479.56)
Amortization/Accretion	8,433.10	35,544.85
Change in Net Unrealized Gain (Loss)	242,181.67	(341,135.84)
Realized Gain (Loss)	0.00	0.00
Ending Market Value	27,174,054.24	27,174,054.24

TRILOGY METERS

OCTOBER 2026 BILLING - RATE $2.50/UNIT **ROUTE 9**

ACCOUNT NUMBER	NAME	SEPTEMBER 13, 2026 READ	AUGUST 14, 2026 READ	CONSUMPTION in units	$$$
123486	Livingstone Development	13875454.00	10487023.00	33,884.31	$84,710.78
123511	Trilogy Parkway Filter One (POC 1)	697094.31	570580.98	1,265.13	$3,162.83
123512	Trilogy Parkway Filter Two (POC 2)	849669.79	704912.39	1,447.57	$3,618.94
123513	9371 Hughes Left of House	72394.36	63453.47	89.41	$223.52
123514	Trilogy Parkway Filter Three (POC 4)	681663.25	543603.32	1,380.60	$3,451.50
123515	24473 Trilogy Pkwy/Lodge (POC 5)	598979.52	503806.30	951.73	$2,379.33
123516	Fairway 10, Saddleback, Nobe Irr. (POC 6)	366604.67	305909.48	606.95	$1,517.38
123517	Corral Canyon Entrance	8859.06	7896.48	9.63	$24.06
123518	Whitetail near Emergency Gate (POC 8)	49076.75	41084.69	79.92	$199.80
123519	Fairway 6, Coldwater, Lowe Irr.	15938.20	13811.59	21.27	$53.17
125523	Warm Springs & Corral Entrance	15112.78	13591.27	15.22	$38.04
113101	24289 Fawnskin	891343	857862	334.81	$837.03
113103	263 feet S. of Cuyamaca on Trilogy Parkway	1282712	1210962	717.50	$1,793.75
132155	On Falcon 225 ft South of Cuyamaca	750545	676725	738.20	$1,845.50
			TOTAL HOA USE CREDITED TO GOLF COURSE	7,657.94	$19,144.84
			TOTAL GOLF COURSE USE	26,226.37	$65,565.93

TEMESCAL VALLEY WATER DISTRICT
CUSTOMER COUNT PER YEAR(RESIDENTIAL)

(Excludes SID#1 and SID#2 sewer customers)

DATE	Jul-03	Jul-04	Jul-05	Jul-06	Jul-07	Jul-08	Jul-09	Jul-10	Jul-11	Jul-12	Jul-13	Jul-14	Jul-15	Jul-16	Jul-17	Jul-18	Jul-19	Jul-20	Jul-21	Jul-22	Jul-23	Jul-24	Jul-25	Nov-26
CUSTOMERS	1729	2200	2910	2910	4173	4279	4332	4386	4463	4492	4547	4605	4670	4736	5000	5076	5358	5662	5948	6173	6312	6556	6707	6761

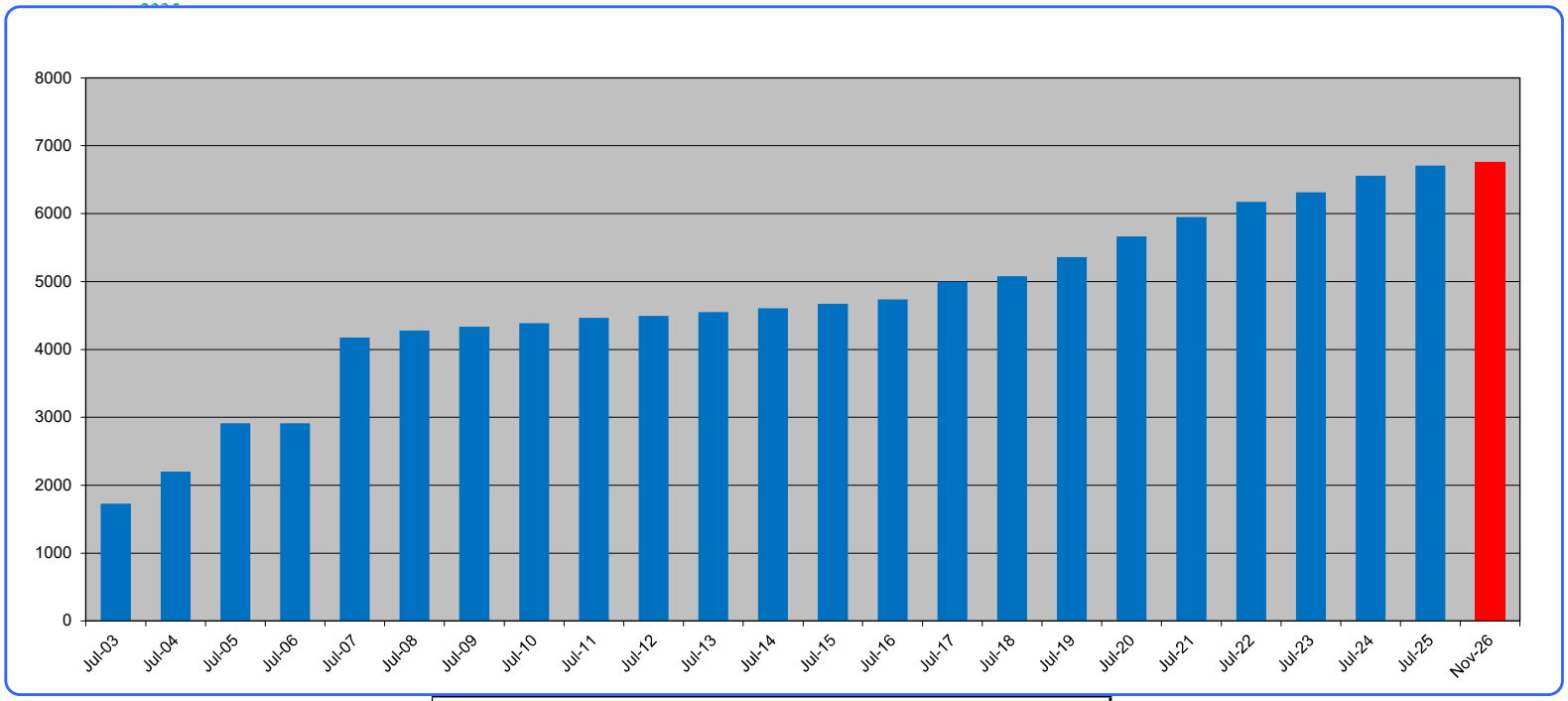

RESIDENTIAL	Total Homes	Completed Homes	
Wildrose Ranch	1043	1043	*100%*
Trilogy at Glen Ivy	1317	1317	*100%*
Painted Hills	204	204	*100%*
Canyon Oaks	26	26	*100%*
Montecito Ranch	306	306	*100%*
Sycamore Creek	1735	1735	*100%*
The Retreat	525	525	*100%*
Terramor	1487	1404	*94%*
Harmony Grove	50	50	*100%*
Sycamore Highlands	79	71	*90%*
Serrano-Taylor Morris	80	80	*100%*
	6852	6761	*99%*

TOTAL CUSTOMER COUNT REPORT

October 31, 2026

FOR THE MONTH OF SEPTEMBER 2026

	Water & Sewer	Water Only	Sewer Only	Count
New homes added 0				
Accts closed/transf 29			Butterfield (305)	
Empty Homes 7			Calif. Meadows (345)	
Residential	6779	2	650	7431
Commercial	94	0	2	96
Commercial-fireheld inactive	41			41
Public Govt	4	1	0	5
Irrigation-Industrial	0	52	0	52
Non-Potable Water other	0	177	0	177
Construction-Bulk Sales	0	8	0	8
Total Active Customers	6877	240	652	7810

DELINQUENT REPORT

Meters Read - Customers Billed	7117	
Received Delinquent Notice on current bill	467	
Turned Off for lack of payment	7	0.10%
Customers turned back on, amount paid	5	0.07%

WATER USAGE REPORT
FOR THIRTEEN MONTHS

	Oct	Nov	Dec	Jan	Feb	Mar	Apr	May	June	July	Aug	Sept	Oct	TOTAL
Beg Water Levels	14806	16083	15307	16105	15577	15595	15058	14121	15083	14570	16032	14677	15035	
Ending Water Levels	16083	15307	16105	15577	15595	15058	14121	15083	14570	16032	14677	15035	16105	
Cur Yearly Purchases	136287	139461	84540	98260	97039	104556	129823	130584	161784	166323	176006	176794	157641	1759098
Cur Yr Monthly Use	128539	131114	81697	93280	94663	96886	125319	129057	142242	197860	158423	162928	140279	1682287
Prior Yr Monthly Use	163759	117093	94701	94701	97263	97391	101058	105723	121958	137421	144254	140073	128539	1543934

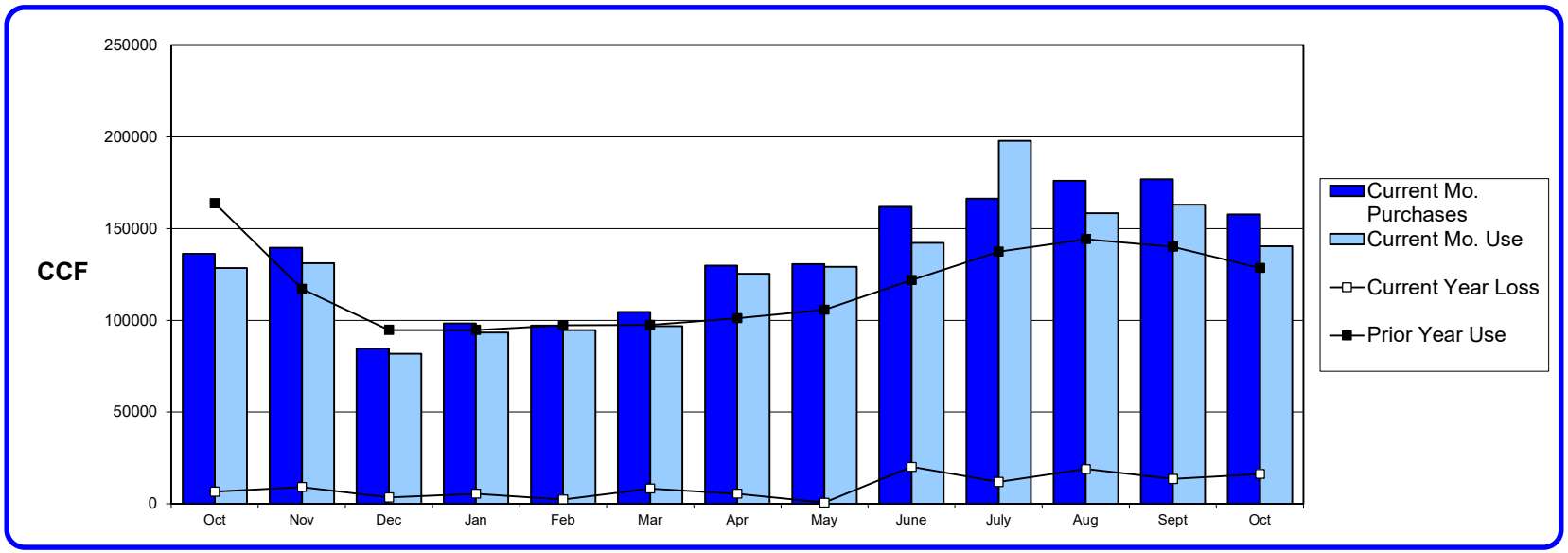

KEY

2024-2025
2025-2026
2026-2027

SUMMARY

Beginning Water in System	14806 CCF	
Water Purchased in last 13 months	1759098 CCF	
Water Used in last 13 months	1682287 CCF	
Water Remaining in System	16105 CCF	
(Loss)/Gain over last 13 months	(75512) CCF	-4.29%

WATER LOSS REPORT
FOR FISCAL YEAR 2026-2027

	July	Aug	Sept	Oct	Nov	Dec	Jan	Feb	Mar	Apr	May	June	TOTAL
Beg Water Levels	14570	16032	14677	15035									
Ending Water Levels	16032	14677	15035	16105									
Cur Yearly Purchases	166323	176006	176794	157641									676764
Cur Yr Monthly Use	197860	158423	162928	140279									659490
LOSS/GAIN	-32999	18938	13508	16292									15739

SUMMARY

Beginning Water in System	**14570 CCF**	
Water Purchased	**676764 CCF**	
Water sold/used	**659490 CCF**	
Water Remaining in System	**16105 CCF**	
(Loss)/Gain	**(15739) CCF**	**-2.33%**

RESIDENTIAL WATER USAGE
AVERAGE DAILY FLOW

	Oct	Nov	Dec	Jan	Feb	Mar	Apr	May	June	July	Aug	Sept	Oct	YEARLY AVERAGE
Average Daily Flow	347	359	301	301	337	346	398	405	444	479	483	518	437	401
Prior Yr Average Daily Flow	403	402	330	322	309	349	360	348	360	348	348	360	347	349

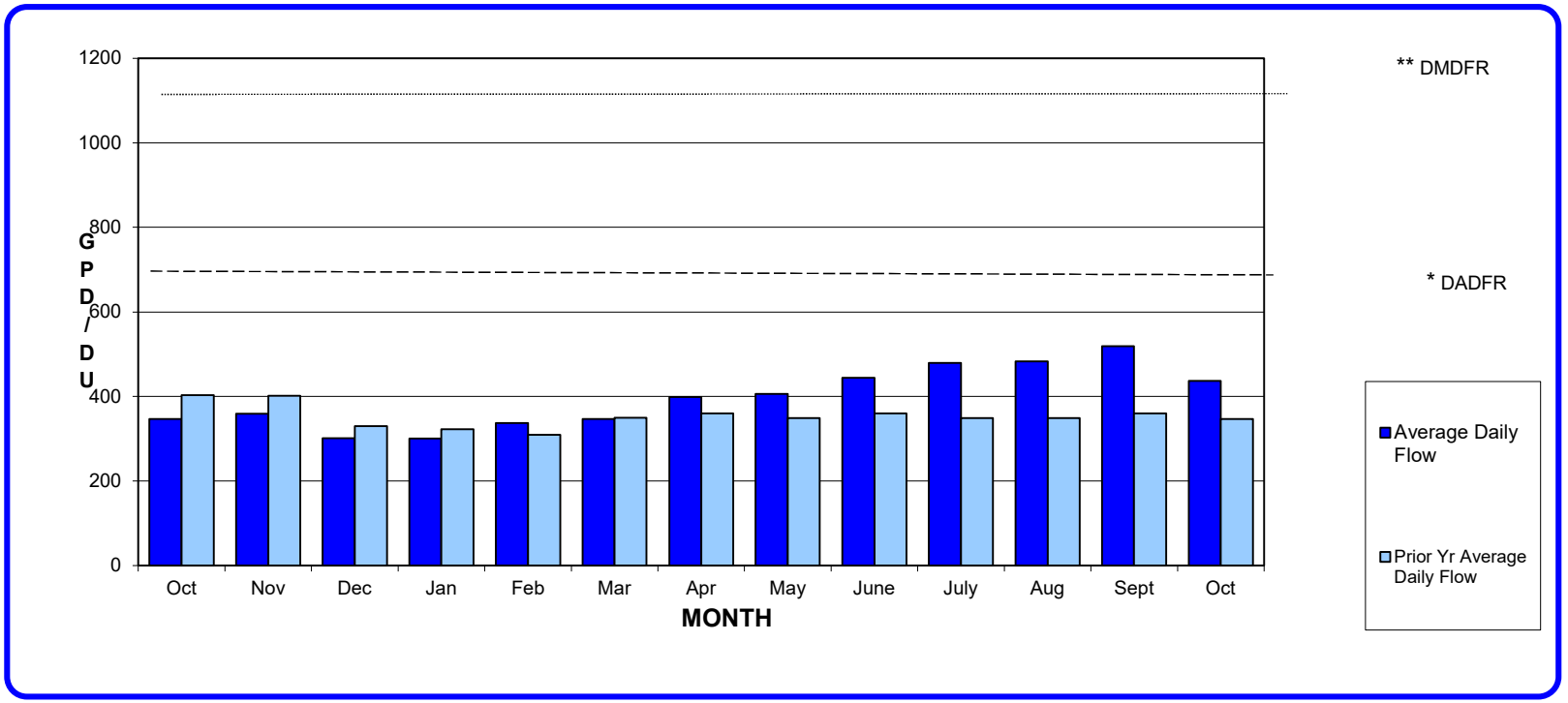

KEY

2024-2025

2025-2026

2026-2027

* DESIGN AVERAGE DAILY FLOW RATE IN GPD (650)

** DESIGN MAXIMUM DAILY FLOW RATE IN GPD (1140)

Temescal Valley Water District
Volume of Water Sold
For Four Months Ending October 31, 2026
F/Y 2026-2027

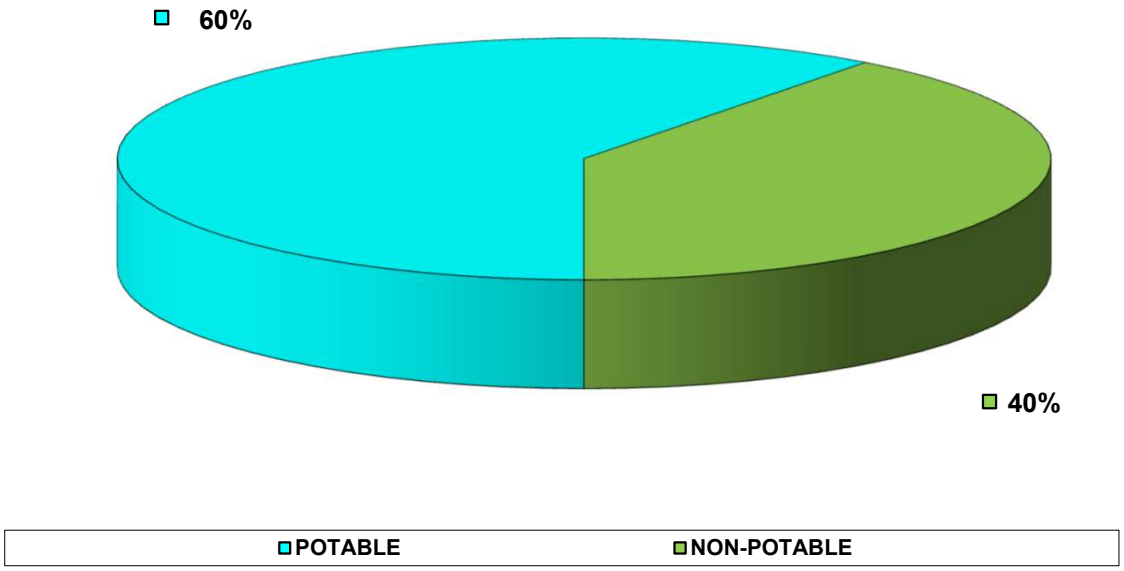

Temescal Valley Water District
Water Volume Sold
For F/Y 2025-2026
Twelve Months

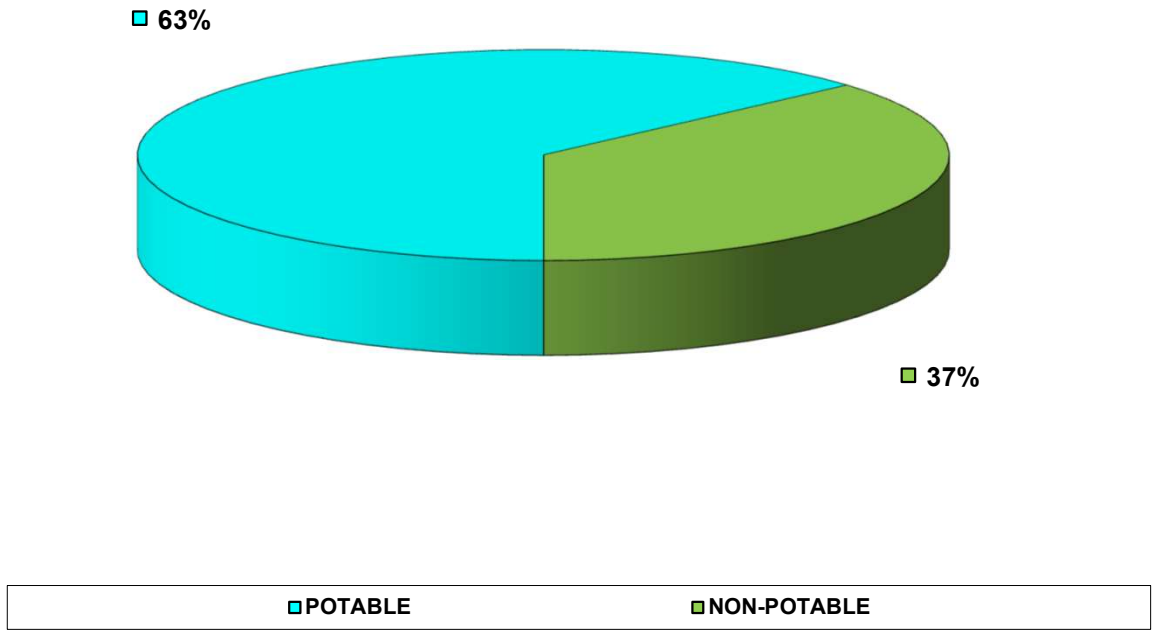

COMMERCIAL WATER USAGE
AVERAGE DAILY FLOW
FOR THE MONTH OF SEPTEMBER 2026

	Oct	Nov	Dec	Jan	Feb	Mar	Apr	May	June	July	Aug	Sept	Oct	YEARLY AVERAGE
Average Daily Flow	529	683	493	535	595	663	1311	1228	1206	1131	779	929	930	874
Prior Yr Average Daily Flow	782	611	467	562	586	570	614	595	573	613	590	592	529	575

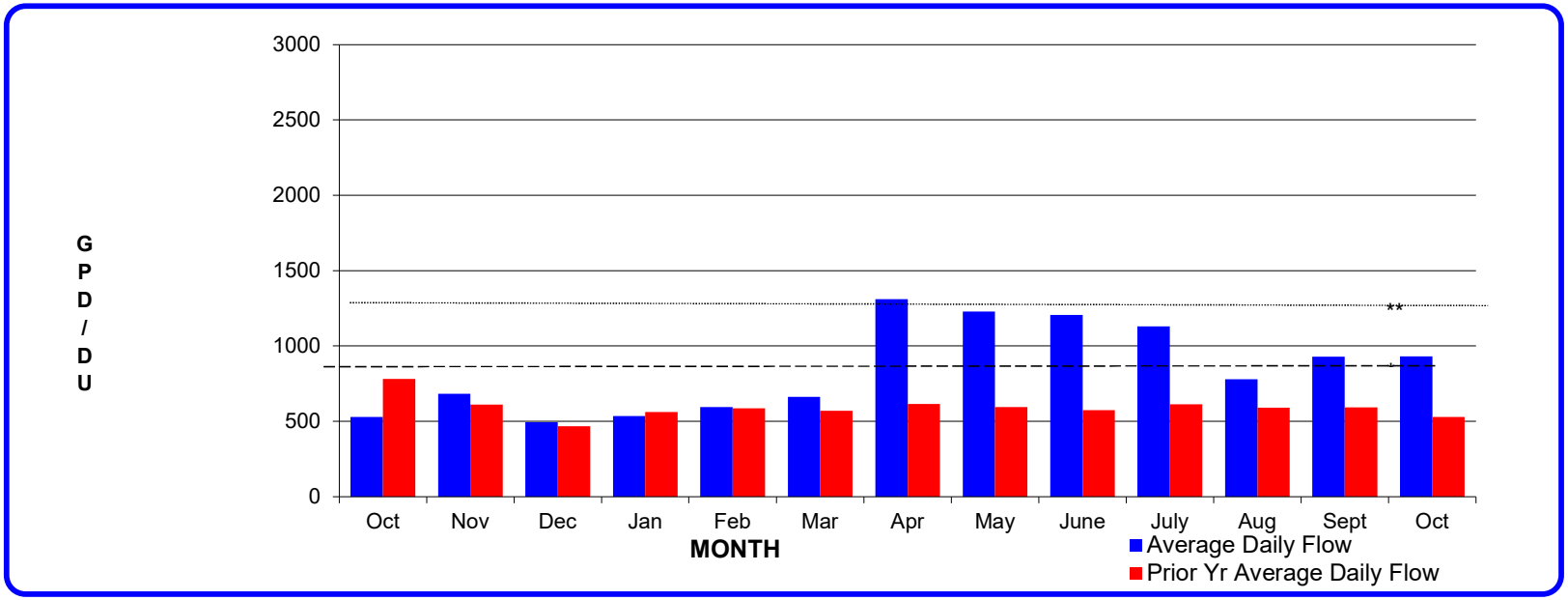

Key
2024-2025
2025-2026
2026-2027

* DESIGN AVERAGE DAILY FLOW RATE IN GPD (650)

** DESIGN MAXIMUM DAILY FLOW RATE IN GPD (1140)

RECYCLED AND NON-POTABLE WELL WATER
MONTHLY FLOW (ccf)

	Oct	Nov	Dec	Jan	Feb	Mar	Apr	May	June	July	Aug	Sept	Oct
Current Yr Use	84638.70	67932.82	27568.72	21561.24	30180.81	41150.98	79976.00	81695.56	90397.12	104217.40	114359.71	117483.32	96699.52
Prior Yr Use	91354.00	81047.00	53035.27	67939.00	35743.89	39962.87	63935.44	65598.97	77799.00	101648.85	97724.38	100388.65	84638.70
Revenue	$251,288	$201,570	$81,877	$64,036	$113,395	$122,216	$237,528	$242,634	$268,479	$309,525	$339,645	$348,924	$287,197

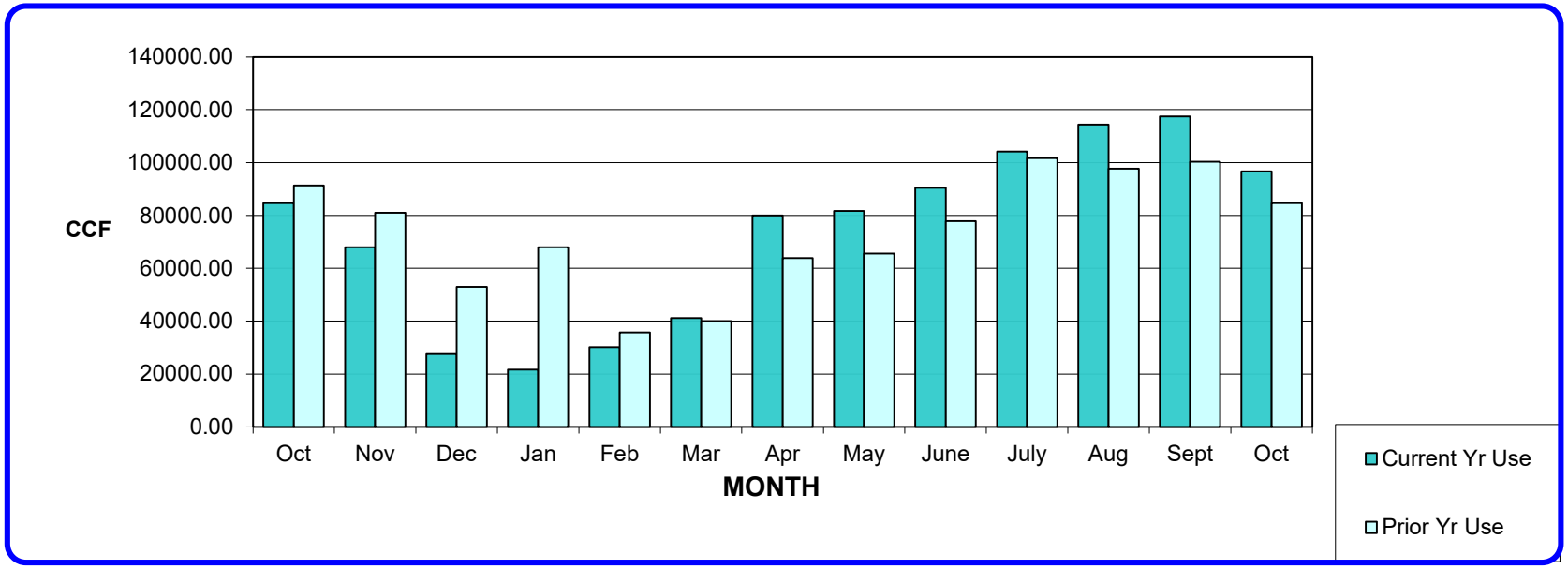

Key

2024-2025
2025-2026
2026-2027

RESIDENTIAL & COMMERCIAL SEWER USAGE
AVERAGE DAILY FLOW
(GALLONS per DAY per DWELLING UNIT)

	Oct	Nov	Dec	Jan	Feb	Mar	Apr	May	June	July	Aug	Sept	Oct	12-Month Average
Average Daily Flow	158	166	161	156	178	150	166	161	153	163	154	160	155	173
Prior Year Average Daily Flow	164	168	171	152	170	148	164	158	158	166	157	166	158	161

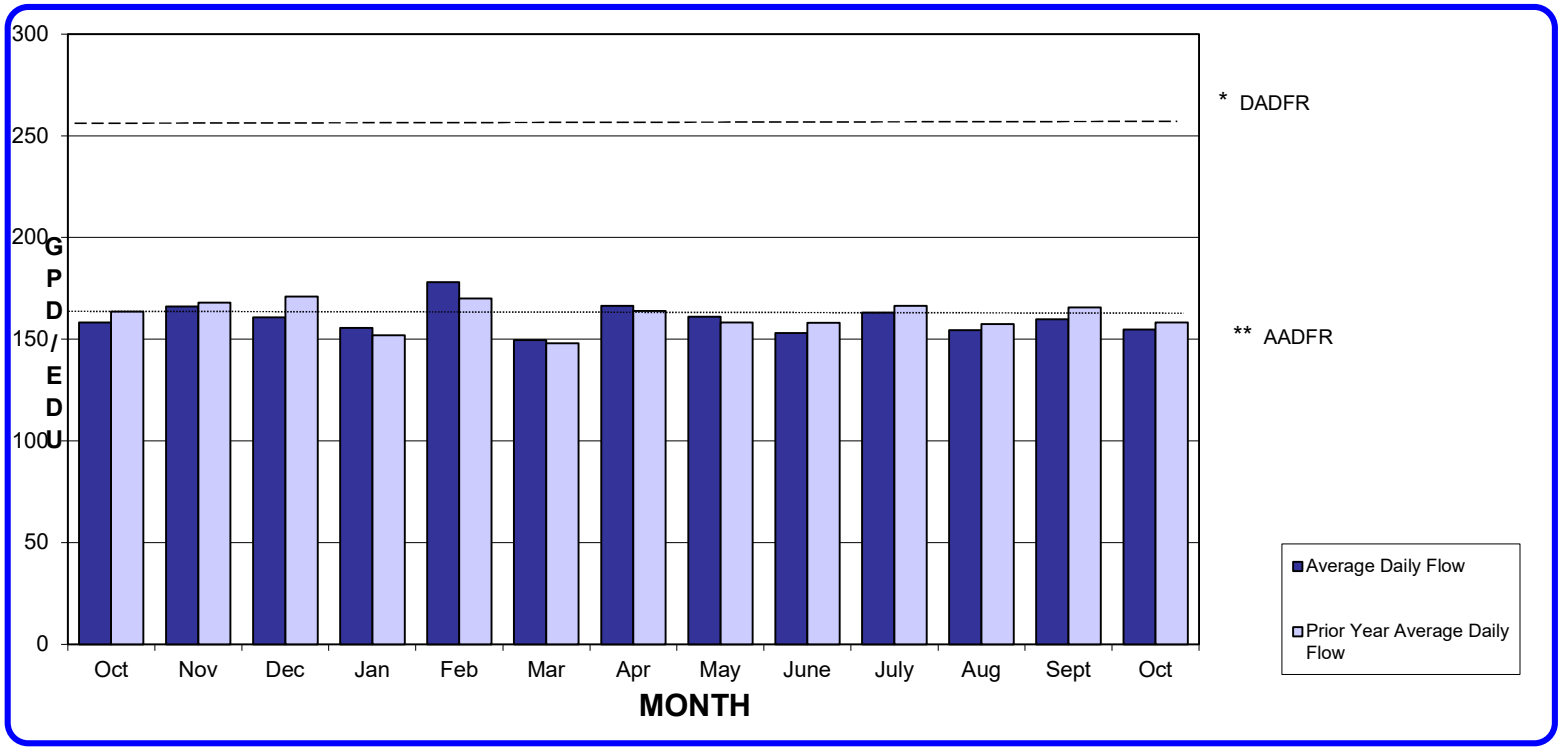

** ACTUAL AVERAGE DAILY FLOW RATE IN GPD

RECLAMATION PLANT FLOW REPORT
AVERAGE DAILY FLOW (Million Gallons)

Key
2024-2025
2025-2026
2026-2027

	Oct	Nov	Dec	Jan	Feb	Mar	Apr	May	June	July	Aug	Sept	Oct
Current Yr Avg DailyFlow	1.2270	1.2140	1.2330	1.2850	1.2780	1.2340	1.1890	1.2360	1.2200	1.2020	1.2150	1.1890	1.1910
Prior Year Avg DailyFlow	1.1780	1.2360	1.2290	1.2500	1.2370	1.2450	1.2180	1.2130	1.2130	1.2090	1.2090	1.2440	1.2270
PLANT CAPACITY	2.250	2.250	2.250	2.250	2.250	2.250	2.250	2.250	2.250	2.250	2.250	2.250	2.250

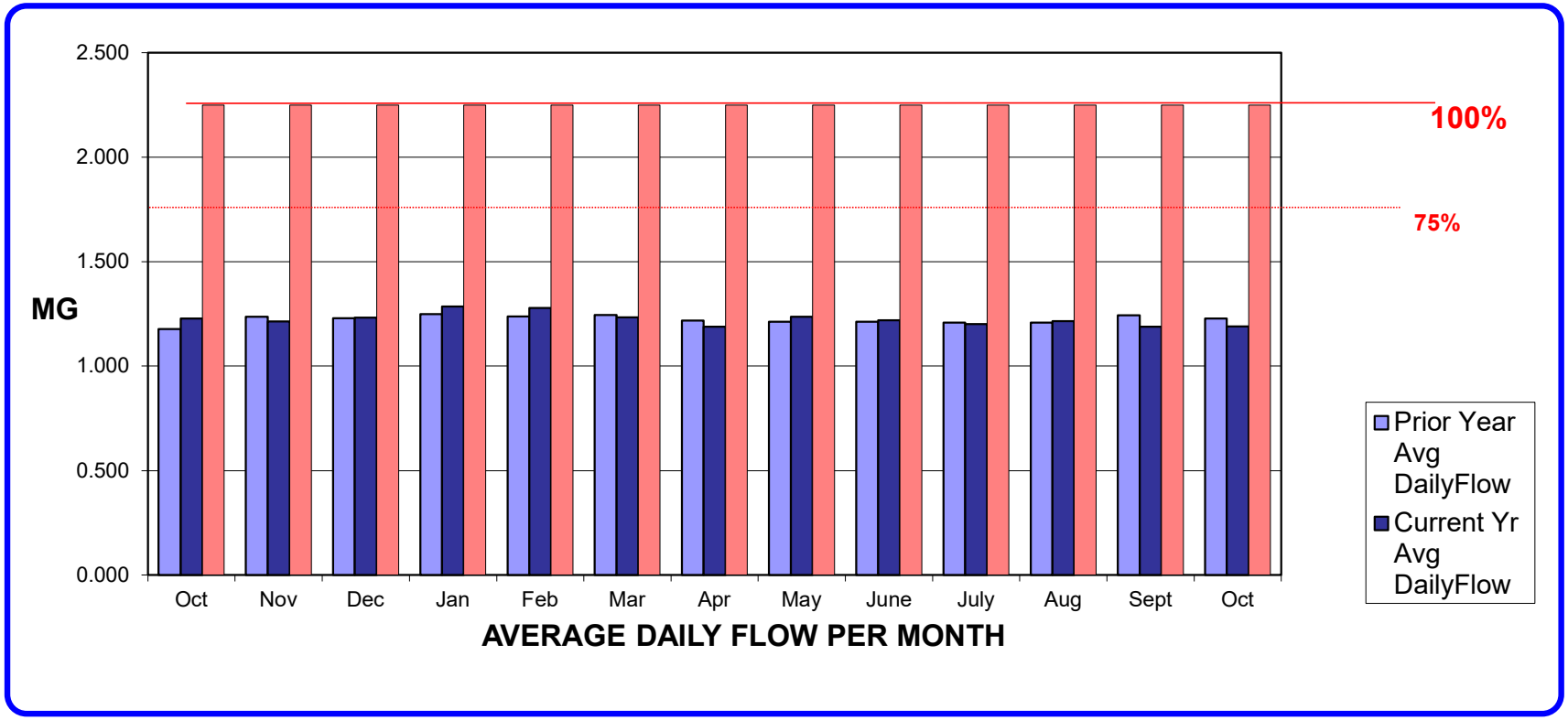

RECLAMATION PLANT DISCHARGE REPORT
MONTHLY FLOW (Million Gallons)

	Oct	Nov	Dec	Jan	Feb	Mar	Apr	May	June	July	Aug	Sept	Oct	Total/yr
Current Yr Flow	38.05	36.43	38.21	39.84	35.79	38.26	35.53	38.30	36.59	37.27	37.66	35.66	36.92	446.46
Prior Year Flow	36.53	37.09	38.11	38.75	34.65	38.60	36.54	37.62	36.54	37.49	38.19	37.72	38.05	449.34
Potential Revenue	$123,890	$118,616	$124,412	$129,719	$116,532	$124,888	$115,685	$125,516	$125,207	$125,207	$125,207	$118,558	$122,747	$1,472,294

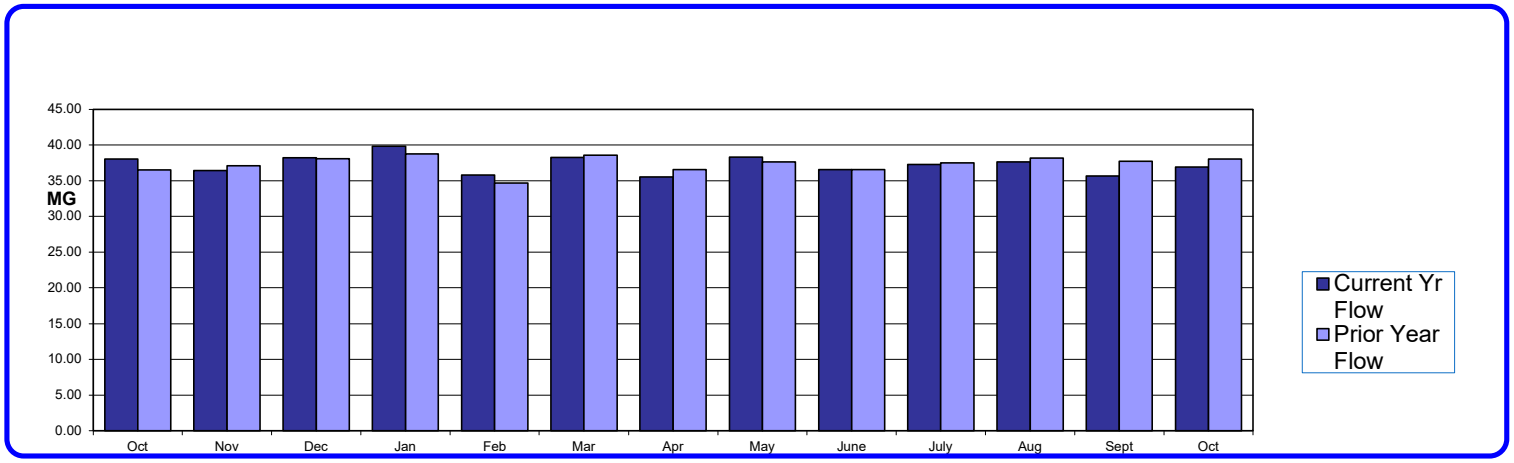

Key
2023-2024
2024-2025
2025-2026

Note - recycled water only

RECLAIMED WATER VERSUS POTABLE WATER
MONTHLY FLOW (Million Gallons)

	Oct	Nov	Dec	Jan	Feb	Mar	Apr	May	June	July	Aug	Sept	Oct
No. of Sewer Dwelling Units Connected	7665	7671	7665	7661	7667	7677	7666	7675	7690	7701	7698	7695	7698
Reclaimed Water Flow	38.05	36.43	38.21	39.84	35.79	38.26	35.53	38.30	36.59	37.27	37.66	35.66	36.92
Potable Water Flow	96.15	98.07	60.11	69.77	70.81	72.47	93.74	96.53	106.40	148.00	118.50	121.87	104.93

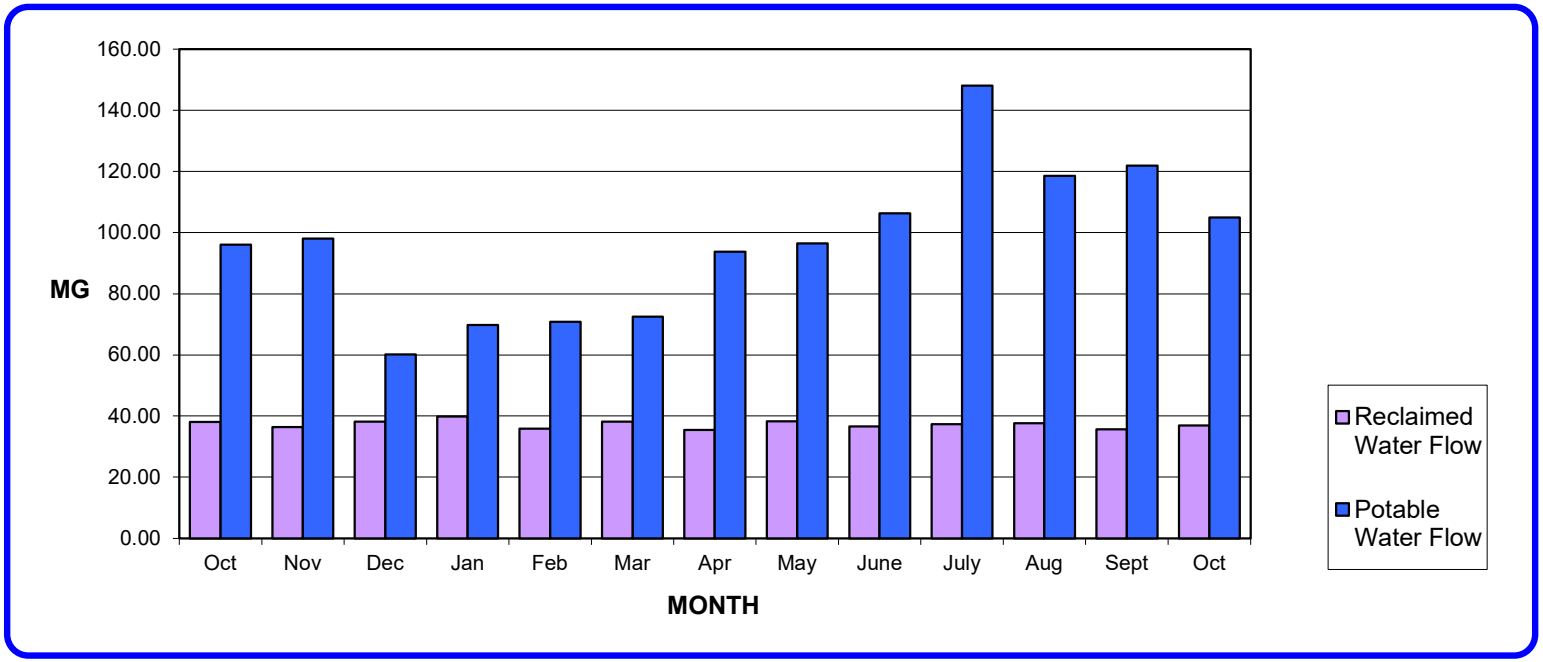

FOR THE MONTH OF SEPTEMBER 2026

Month	Wildrose(2)	Montecito(3)	Trilogy(4)	Painted Hills(5)	Syc Crk(6)	Retreat(7)	Terramor(8)	Harm Gr(13)	Serrano	Dist Avg	AVG IND-BK / IRR (1)	TOTAL RECYCLED	TOTAL NONPOT-Other	TOTAL NONPOT-Trilogy Golf
AVG '07-'08	18.1	32.7	15.9	32.2	21.7	37.1	-	-		25.9	83.9			
AVG '08-'09	24.6	33.8	17.0	33.3	1024.7	40.8	-	-		25.4	53.3			
AVG '09-'10	21.9	30.0	15.8	30.2	26.3	0.0	-	-		23.0	51.7			
AVG '10-'11	20.6	13.4	15.5	25.8	25.1	35.2	-	-		22.3	36.0			
AVG '11-'12	21.0	27.9	15.9	27.3	24.7	34.0	-	-		22.5	82.3			
AVG '12-'13	21.9	31.3	15.6	27.5	23.6	30.5	-	-		22.9	10.0			
AVG '13-'14	22.5	33.8	16.5	28.2	24.5	30.6	-	-		23.0	9.8			
AVG '14-'15	20.7	28.4	15.4	26.8	21.9	28.2	-	-		21.2	62.8			
AVG '15-'16	17.4	21.3	10.6	22.4	16.9	24.3	-	-		16.5	105.4	38,401.9	4,639.1	18,977.2
AVG '16-'17	18.4	26.4	16.7	24.8	18.5	27.1	26.4	-	-	19.4	211.0	46,977.4	8,442.6	16,068.4
AVG '17-'18	18.2	22.9	14.0	25.4	18.4	27.1	16.0	-	-	18.8	378.4	48,106.6	4,904.8	16,348.5
AVG '18-'19	20.3	26.4	15.7	27.1	19.2	27.3	12.9	0.3	-	19.5	145.9	39,101.6	4,511.4	12,445.3
AVG '19-'20	20.1	24.4	15.4	25.6	18.6	27.2	12.7	6.1	-	18.9	399.3	41,168.9	3,775.2	11,460.0
AVG '20-'21	21.5	28.2	17.6	25.9	19.6	30.5	13.8	7.9	-	19.7	54.9	49,744.3	4,450.3	12,932.8
AVG '21-'22	20.3	26.1	17.9	23.9	19.3	28.0	12.5	9.7	-	19.3	56.0	42,268.8	4,212.1	15,703.4
AVG '22-'23	18.1	22.5	14.3	20.8	16.7	23.8	13.3	8.7	3.8	16.5	81.5	34,928.6	1,971.0	13,657.8
AVG '23-'24	17.7	22.6	14.7	20.8	16.5	23.5	11.2	8.3	6.6	16.3	65.7	35,539.2	3,541.6	9,875.7
AVG '24-'25	19.9	25.1	16.1	24.0	17.6	26.6	11.9	9.2	8.2	17.7	49.1	51,899.0	4,487.0	12,616.8
AVG '25-'26	19.6	24.9	16.1	22.5	17.1	25.6	11.3	8.8	9.1	17.3	48.9	35,786.7	4,915.4	14,063.6
Jul-26	24.4	32.5	22.1	30.7	21.0	33.8	12.7	9.5	10.2	21.8	29.8	30,930.0	6,574.0	23,749.0
Aug-26	25.1	33.6	24.6	31.5	21.5	35.8	13.0	9.3	10.9	22.7	32.7	23,930.4	7,638.9	25,922.7
Sep-26	25.6	34.3	23.6	32.1	22.5	37.8	14.1	9.9	12.0	23.3	12.9	23,493.3	7,657.9	26,226.4
Oct-26	22.6	30.1	18.5	27.3	19.7	32.5	12.9	9.3	9.7	20.0	12.2	21,812.0	6,397.4	20,992.6
Nov-26														
Dec-26														
Jan-27														
Feb-27														
Mar-27														
Apr-27														
May-27														
Jun-27														
AVG '26-'27														

NOTE: AVG UNITS PER MONTH

NOTE: NEW METERS

WHOLESALE BUDGET vs PURCHASE
Water Year July 2026 through June 2027
3740 ACFT PROJECTION)

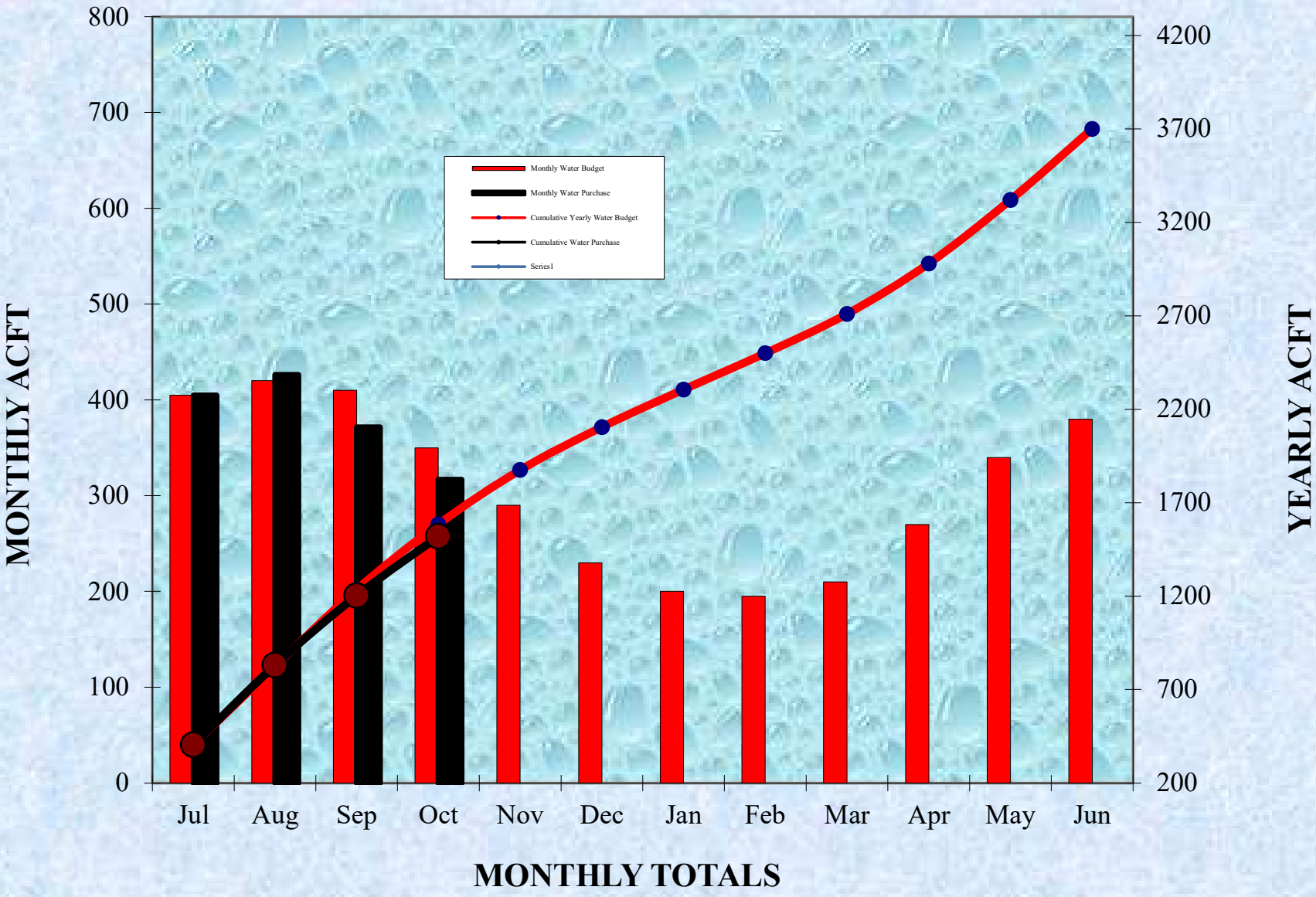

November 24, 2026

Board of Directors
Temescal Valley Water District

RE: General Manager's Report

Dear Board:

The following is a brief status report on several issues that I have been involved in since the last meeting.

- **DWR-MWD Water Supply Availability - Restrictions**
  - SWRCB is proposing a conservation program call "Making Conservation a California Way of Life"
  - The California Department of Water Resources announced a preliminary 10% allocation on the State Water Project
  - Snowpack in northern Sierras is approaching 90% of normal for this time of year.
  - The California Department of Water Resources announced an update March 15% allocation on the State Water Project
  - The California Department of Water Resources announced an update in April will be 30% allocation on the State Water Project
  - MWD as adopted Treated water Rates for the next two years and they are an 11% increase in CY 2025 and a 19% increase in CY 2026
  - The California Department of Water Resources announced an update of 50% allocation on the State Water Project
  - No new news for this water year – Tier 1 Allocation By Western/MWD for Supply Purchase Agreement / availability for 24/25 listed as 3458.5 ACFT for TVWD
  - Reverse Cyclic Program Review
  - Board approved participation program
  - Most reservoirs are greater than 100% capacity for this date.
  - State Water Project Allocation went to 40%
  - State Water Project Allocation went to 50%
  - No Change 9-23-25
  - No Change 10-21-25
  - No Change 11-19-25
  - January 29, 2026 – Increased to 30% from initial 10%
  - May 2026 Increased to 45% Allocation
  - No Update 6-23-26
  - No Update 7-23-26
  - No Update 8-25-26
  - No Update 9-22-26
  - No Update 10-27-26
  - No Update 11-24-26

- **Working on non-potable water supply improvements**
  - Park Canyon Drive RW line – Property owner has agreed to build the RW line along Park Canyon to our existing pipeline from the sump well.
  - Working on new well site near the Sump Booster site on the Temescal Valley Commerce Center.
  - 11-17-22 – finalizing plans for pipeline and new well site with developer design staff
  - Working on new well site at Brown Canyon Channel area on Leinen properties.
  - Good conversation with Grant on the Brown Canyon Channel Well
  - Offer received for possibly two well sites on Gail Material site.
  - Waiting for the Dawson Canyon road site to be available.
  - Looking at one site on Gail Materials site.
  - No Update 4-28-26 Waiting for certain developments to proceed.
  - Working on site at Dawson Road 10-22-26
  - Looking to rehab well 1 to see if it can be sleeved and pumped 11-6-26
- **New Proposed AG Tank**
  - New property purchase for AG tank location completed
  - Siting study and survey started
  - Survey and soils studies are completed.
  - Working on the CEQA requirements 8-25-26
  - Working on application package to Riverside County Flood Control and Conservation District and the CEQA documents started 9-22-23
  - Application sent to RCFCCD. 10-27-26
  - CEQA and Design Continues 11-24-26
- **Working on Conservation opportunities and RW/NP conversion locations**
  - Reviewing all 2" potable irrigation meters for potential conversion to RW.
  - Map complete reviewing opportunities to convert to Non-potable or RW
  - Prioritized RW conversion sites and seeking approval to provide preliminary design and cost.
  - Proposed conversion sites identified, and information sheets prepared for Engineering Committee review
  - 11-17-22 Package on board agenda for review and approval of design timing
  - 12-15-22 Plan design for draft approved projects started
  - 12-15-22 Investigation Grant opportunities
  - Design complete for Projects in our control - COR Encroachment Permits requested
  - Report by Engineering committee and District Engineer
  - Bids will be presented at the Board Meeting
  - Selection of projects and funding sources will be on the May 23rd meeting
  - Projects approved for funding by District – Contacted each HOA/Owner to solicit permissions and propose timing.
  - All areas approved by HOA/Owners for construction – Contractor in submittal stage
  - All scheduled for construction- first starts the first week of September.
  - Construction completion 12-31-23
  - Cross connection testing completed Jan 15th on School site – connection to RW to be scheduled after review of final report. 1-18-24

- All project sites have been converted except for the school site. Working with CNUSD to complete deficiencies at the site prior to connection of RW.
- CNUSD final connection to RW is on Monday, April 22nd.
- All work completed on current District RW conversion projects.
- Trilogy Conversion approved for funding.
- Knabe Road conversion asbuilt drawing completed – Corona and TVWD water lines

- **Riverside County Flood Control and Conservation District Projects**
  - Submitted application for funding from the Riverside County Flood Control and Conservation District
  - Preliminary approval from Riverside County Flood Control and Conservation District on two projects
  - Funding agreements are on the current Board agenda for approval.
  - Received final approval Letter from Riverside County Flood Control and Conservation District.
  - Final signed agreement received
  - Both Project started – Plans signed for pipeline
  - Pipeline is out to bid
  - Submitted for reimbursement of design costs 10-21-25
  - Received 50% of design fee reimbursement
  - Bid Results on December Agenda for approval
  - Bid Results accepted and contractor selected. Notice of Award signed. 1-22-26
  - Final permitting and construction to start in May 4th 2026
  - Work Starting May 25th,2026
  - Work Continues on Knabe
  - Predesign report completed for SLS and Water Booster on Temescal Canyon Road
  - Property Purchased July 2026
  - Property secured and cleaned up
  - Working on final Design of the Lift Station and Gravity Sewer 10-27-26
  - Knabe Road Project 99% completed all connection made
  - Knabe Road Conversion Complete 11-24-26
- **Working with Land Developers on water and sewer fees for multiple infill projects**.
  - **Deleo adjacent to Tom's Farms** – no news
  - **Retreat Infill – Kiley Court** – Plans signed – new Will Serve sent
  - **Sycamore Highlands** - Kiley Family Trust Property –
    - Tract Map Stage - Public Hearing scheduled – W & S plans submitted – Requested water system study. Plans ready for signature.
    - Signed plans returned 12-13-22
    - Reviewed and made recommendations on landscape plans with RW delivery options.
    - Signed final plan set with revisions.
    - We received a request for a RW meter to start grading the site.
    - Work started on the offsite improvement to supply RW for grading.
    - Grading and infrastructure construction continues.
    - Connection to existing RW, Potable Water and Sewer Completed 12-14-23

- Work continues on in tract sewer, water and RW improvements 3/21/24
- Capacity Fees for Water and Sewer received for 75 Homes.5-22-24
- Capacity fees received for all RW irrigation meters
- Models completed
- Most infrastructure complete
- Building continues the tract 9-22-26
- Building Continues 11-24-26

- **Rinker Property** – Map Stage – Preliminary W & S plans reviewed.
  - Amazon dropped out but the developer is continuing with a plan for commercial buildings.
  - New building layout submitted review
  - 11-17-22 Reviewed new onsite and offsite improvement plans
  - Offsite pipeline plans in TCR were returned to the engineer with comments.
  - Received request to identify sewer later for shell station – final design
  - Developer stated 2 years until construction start.
  - No update 7-23-26
  - Working to place the well prior to construction for Non-potable supply 8-25-26
  - Site surveyed for well placement 9-22-26
- **TR 33688R1 - KoK Development**
  - 4th submittal in review
  - 4th Submittal returned to the engineer with comments.
  - Developer working with California Meadows on required easements to sewer the property.
  - Received word that the developer has received the final sewer easement from California Meadows
  - Developer negotiating easement language with California Meadows
  - New easement alignment submitted
  - New sewer line alignment in review
  - No word in two months
  - Developer's consultants are working on a new alignment for the sewer line
  - Property is actively for sale – new developer investigating options
  - No update 12-16-25
  - New developer looking at project.1-22-26
  - No update – 3-24-26
  - 4-28-26 Working on proposed sewer alignments or lift station for sewer.
  - 5-26-26 Provided two options for sewer service to the property
  - No update 9-22-26
  - Mulholand Group working on sewer easements 10-22-26
- **TRUCK STOP and Fueling Station** –
  - Received a proposed development of a **Truck Stop** on the property across from the AM PM and adjacent to the Freeway – old shopping center site.
  - Broker contact 6-16-26 – nothing new
- **Senior Living Development on Ben Day's property**.
  - Final review of Senior Living Development infrastructure completed.

Approved final layout requested actual design plans.
- Actual Design plans on hold while the property is marketed.
- No change 10-22-26

-
- **Leroy Road Commercial – LFA**
  - Working on rerouting the existing Sewer and AG water lines for the proposed Commercial Building
  - Finalized the design with the architect.
  - Contacted by Self Storage Developer for plans
  - No word in 6 months.
  - No Word 2-24-26
  - 7-23-26 Property is for sale again
- **Mission Clay Products – Commercial, Apartment and Drive through**
  - Working on new Potable water loop, Sewer and RW for site including Lawson Road
  - Verification that first stage is only the commercial building
  - Third plan check on water and sewer infrastructure
  - Sewer and water capacity fees being discussed.
  - Final plans submitted to District Engineer.
  - Plans approved – waiting to sign mylars 12-16-25
  - Mylars signed 1-14-26
  - No update – 2-24-26
  - Grading has started 3-24-26
  - Grading continues – new sewer design 4-28-26
  - Signed new plans 5-26-26
  - Grading continues 7-23-26
  - School site is complicating the construction of facilities
  - Water, RW and Sewer construction will start this month 9-22-26
  - Finalized Water pipeline design 11-24-26
- **Leinen Commercial Sewer Line**
  - Reviewed, and signed the plans for a Public Sewer line in Dawson Canyon Road– includes a lateral for the Rinker site Commercial.
  - No change 10-22-26
- **Palisade Temescal Canyon 194,938 SF building with 5,000sf office**
  - Cleanup starting on the building adjacent to the WRF.
  - The developer stated constructing delayed approximately one year
  - No update 10-22-26

- **Terramor Onsite Water, Sewer and RW improvements**
  - Work continues Improvement Area 2 – Richmond America, Pardee and Pulte. Grading of Phase 3 pads will be complete in August. Developer currently building the upper zone booster.
  - Upper booster complete and in operation – final testing and connection to SCADA in the works

Established in 1965

- Work continues on the water, sewer and RW in ID 3
- 12-15-22 Signed plans returned for all final phases in ID3
- Work continues water and sewer improvement for Phase 3 – this work is in the final area adjacent to the Tank sites
- Home building continuing final tract 10-22-26

November 19th, 2026

Board of Directors
Temescal Valley Water District

Re: Water and Sewer Operations – October 2026

Dear Board Members:

Temescal Valley Water District operations personnel perform the following tasks on a routine basis:

- Managed 361.89 acre-feet of water through the system.
- Collected routine water samples as required by the State Water Resources Control Board, Division of Drinking Water. In addition, staff collected quarterly DBP samples.
- Collected routine wastewater samples as required by the Regional Water Quality Control Board.
- Submitted monthly reports to the State Water Resources Control Board, Division of Drinking Water for: TVWD distribution system monitoring.
- Submitted monthly SMR reports to the Regional Water Quality Control Board for: Temescal Valley Wastewater Reclamation Facility.
- Customer meters read 7117.
- Responded to 69 service calls.
- 0 meters were installed for developers.
- Responded to 132 USA Dig Alerts to mark District underground utilities.

In addition to the above regular and routine tasks we also performed the following operational tasks.

- 3 loads of biosolids were hauled off in October.
- Cross-connection control testing continues throughout the district.
- Our staff is continuing to perform potable valve maintenance in the district.
- One of our vactor services contractors cleaned the treatment facility wet-wells and all our sewer lift stations.

- We had an additional program installed into our SBR control logic.
- There were multiple power outages in the different communities throughout the month.

Sincerely,

_____
Paul Bishop, Superintendent

TEMESCAL VALLEY WATER DISTRICT
ENGINEERING DEPARTMENT

DISTRICT ENGINEER'S MONTHLY REPORT

Date: November 19, 2026

To: Jeff Pape, General Manager

From: Justin Scheidel, District Engineer

Subject: Engineering Activities Update for the Month of November 2026

The following is a summary of the status of current engineering projects:

PLAN CHECKING & DEVELOPER RELATED PROJECTS

Temescal Canyon Road Commerce Center (Rinker Property): Submitted first plan check review comments back to the developer for the onsite and offsite improvements required for the development. Currently waiting for the developer to make the required edits and provide a subsequent submittal. **(Project on hold since May 2023)** We have worked with the developer over the last month to delineate an area for a future non-potable well to be located within the proposed development. Work included developing a preliminary well site layout drawing with developer provided surveying information.

Temescal Hills (Hunt and Lawson): Fifth plan check has been received, and the general manager is currently coordinating sewer easements and access with the developer. **(Project on hold since October 2023)**

Dawson Canyon Business Park: The second plan check for the proposed Dawson Canyon Business Park Development was completed in April. This site is located adjacent to the El Sobrante Landfill and includes three super pads for commercial development. The proposed facilities include a regional sewer main along Dawson Canyon, and a proposed 2.8 MG potable water reservoir which will be connected to the 1320 pressure zone. No coordination with the developer was completed this month. **(Project on hold since April 2025)**

South Lawson Development: The 2nd plan check has been reviewed, and comments have been returned to the developer.

The Trails Development: A preliminary site review was completed with the developer in July 2025 to discuss the proposed residential development and infrastructure requirements. The project is located in the northwest corner of the District just north of the Retreat Development. The developer has not submitted the 1st plan check to date.

AS-NEEDED ENGINEERING SERVICES — Status

General Engineering Initiated During FY 2024/25

Project 1401.2601: As-Needed Potable Water Engineering for FY 2026/27: Conducted as-built research for various projects to be designed by developers and other municipalities. Developed the District Engineering Report and attended the board meeting.

Project 1401.2602: As-Needed Wastewater Engineering for FY 2026/27: Conducted as-built research for various projects to be designed by developers and other municipalities.

Project 1401.2603: As-Needed Non-Potable Water Engineering for FY 2026/27: Conducted as-built research for various projects to be designed by developers and other municipalities. Developer the preliminary non-potable well site design to be installed on the Rinker property.

CAPITAL IMPROVEMENT PROJECTS **Status**

Project 1401.1905: GIS Mapping Updates: Developer various updates to the District's GIS system including modifying pipeline alignments and re-linking as-builts.

Project 1401.2209: Recycled Water Conversion Study: The preliminary design for project 1 has been submitted to the landowner for review and upon approval of the property owner, the final design drawings will be completed.
Projects 2-10 were completed in 2025, Project 1 is currently on hold.

Project 1401.2507 Inter Agency Water Conservation Project Engineering Services During Construction: T**he contractor has reached substantial completion on the project and is now working to complete the remaining punch list items over the next week.**

Project 1401.2506 **Temescal Valley Road Lift Station Project**: The 90% design submittal is currently being developed. The 90% design submittal is on schedule to be submitted to the District for review at the end of December.

Project 1401.2606 **Sludge Processing Facility Owners Services**: Centrifuge procurement proposals have been received, and three of the five manufacturers have been selected to be included in the next phase of evaluations. The next phase will include interviewing operators at local plants who currently utilize the short listed centrifuges to get insight into the ownership and operation experience. This information will be used as part of the final evaluation which will include obtaining final proposals from each of the three short listed manufacturers.

Project 1401.2611 **Ag Tank Siting Study**: The preliminary drawings have been completed for the project and are currently being reviewed by the General Manager. The draft siting study has been completed and is currently being reviewed by the General Manager.

MEMORANDUM

DATE: November 19, 2026

TO: Board of Directors
Temescal Valley Water District

FROM: District Engineer

SUBJECT: Inter Agency Water Conservation Project Progress Payment No. 5

BACKGROUND

The District approved award of the Inter Agency Water Conservation Project to Big Ben Engineering at the December 2025 board meeting with a contract amount of $1,589,500.00.

Project Summary	
Contract	$1,589,500.00
Change Orders Requested to Date	$61,492.57
Current Contract Amount	$1,650,992.57
Previously Billed	$1,495,572.45
Current Billed	$155,420.12
Total Billed	$1,650,992.57
Completion Percentage	100%

Earned this Period	$155,420.12
5% Retention	$7,771.00
Earned Less Retention	$147,649.12
Due Contractor	**$147,649.12**

RECOMMENDATION

This pay estimate has been reviewed by the field inspector and reviewed and signed by both the District Engineer and the General Manager. It is recommended that the Board of Directors:

1. Authorize the payment of $155,420.12 of which $147,649.12 is issued to the contractor and $7,771.00 is held in retention.

Respectfully submitted,

Justin Scheidel
District Engineer

Temescal Valley Water District

Project No. 1401.2410 TVMD: Inter-Agency Water Conservation Project

Schedule of Values Billing Breakdown

GENERAL CONTRACTOR:	BIG BEN, INC	ORIGINAL CONTRACT AMOUNT:	$ 1,589,500.00	Payment Request #	5		0
PROJECT:	TVMD: Inter-Agency Water Conservation Project	APPROVED ALLOWANCES & CHANGE ORDERS:	$ 61,492.57	APPLICATION DATE:	11/10/2026		0
Proj #:	1401.241	CURRENT CONTRACT AMOUNT:	$ 1,650,992.57	PERIOD TO:	10/8/26 TO 11/10/26		0

A	B	C				D		E		F	G		H	I
						WORK COMPLETED								
ITEM No.	DESCRIPTION OF WORK	UNIT	ESTIMATED QUANTITY	UNIT PRICE	SCHEDULED VALUE	UNITS FROM PREVIOUS APPLICATION	FROM PREVIOUS APPLICATION	UNITS THIS PERIOD	THIS PERIOD	TOTAL UNITS COMPLETED TO DATE	TOTAL COMPLETED AND STORED TO DATE (D+E+F)	TOTAL % COMPLETED (G/C)	BALANCE TO FINISH (C-G)	RETAINAGE (5%)
1	**Bid Item #1 - General Requirments**	**LS**	**1**	**$ 40,000.00**	$ 40,000.00									
1-1	ADMIN_0010 General Requirements — County Permit	LS	1	17,250.00	17,250.00	1.00	$ 17,250.00		$ -	1.00	$ 17,250.00	100%	$ -	$ 862.50
1-2	ADMIN_0030 General Requirements — Bonds, Insurance, Submittals (≤5% of Contract)	LS	1	22,750.00	22,750.00	0.90	$ 20,475.00	0.10	$ 2,275.00	1.00	$ 22,750.00	100%	$ -	$ 1,137.50
2	**Bid Item #2 - Mob/DeMob**	**LS**	**1**	**$ 40,000.00**	$ 40,000.00									
2-1	MOB_0100 Entry Mobilization — On-Site Setup, Equipment, Yard, Signage, Temp Facilities	LS	1	25,000.00	25,000.00	1.00	$ 25,000.00		$ -	1.00	$ 25,000.00	100%	$ -	$ 1,250.00
2-2	MOB_0200 Exit Mobilization — Demobilization, Equipment Off-Site, Final Cleanup	LS	1	15,000.00	15,000.00		$ -	1.00	$ 15,000.00	1.00	$ 15,000.00	100%	$ -	$ 750.00
3	**Bid Item #3 - Excavation Safety Measures (Shoring)**	**LS**	**1**	**$ 30,000.00**	$ 30,000.00									
3-1	SAF_0001 Sheeting, Shoring & Bracing — Furnish Phase 1 (Knabe Road)	LF	500	6.40	3,200.00	500.00	$ 3,200.00		$ -	500.00	$ 3,200.00	100%	$ -	$ 160.00
3-2	SAF_0002 Sheeting, Shoring & Bracing — Install Phase 1 (Knabe Road)	LF	500	29.60	14,800.00	500.00	$ 14,800.00		$ -	500.00	$ 14,800.00	100%	$ -	$ 740.00
3-3	SAF_0003 Sheeting, Shoring & Bracing — Furnish Phase 2 (Forest Boundary)	LF	1216.04	1.64	2,000.00	1216.04	$ 2,000.00		$ -	1,216.04	$ 2,000.00	100%	$ -	$ 100.00
3-4	SAF_0004 Sheeting, Shoring & Bracing — Install Phase 2 (Forest Boundary)	LF	1216.04	8.22	10,000.00	1216.04	$ 10,000.00		$ -	1,216.04	$ 10,000.00	100%	$ -	$ 500.00
4	**Bid Item #4 - Site Work (Pavement Restoration)**	**LS**	**1**	**$ 212,000.00**	$ 212,000.00									
4-1	RES_1510 Base Restoration - Furnish	LS	1	40,000.00	40,000.00	0.90	$ 36,000.00	0.10	$ 4,000.00	1.00	$ 40,000.00	100%	$ -	$ 2,000.00
4-2	RES_1511 Base Restoration - Install	LS	1	47,325.00	47,325.00	0.90	$ 42,592.50	0.10	$ 4,732.50	1.00	$ 47,325.00	100%	$ -	$ 2,366.25
4-3	RES_1500 1.5" Grind & Overlay — Affected Lanes per Addendums 1 & 2 Depth revised to 0.2' per County direction, superseding Addendum	LS	1	98,752.50	98,752.50	0.70	$ 69,126.75	0.30	$ 29,625.75	1.00	$ 98,752.50	100%	$ -	$ 4,937.63
4-4	RES_1520 Slurry Seal — Affected Lanes per Addendum 2 0.2' Grind & Overlay - Forest Boundry not to be slurry sealed per County direction	LS	1	12,600.00	12,600.00	1.00	$ 12,600.00		$ -	1.00	$ 12,600.00	100%	$ -	$ 630.00
4-5	RES_1530 Striping (Subcontractor Superior)	LS	1	13,322.50	13,322.50		$ -	1.00	$ 13,322.50	1.00	$ 13,322.50	100%	$ -	$ 666.13
5	**Bid Item #5 - PRS & Waterline along Knabe Road**	**LS**	**1**	**$ 750,000.00**	$ 750,000.00									
5-1	FLS_1010 Proposed Fire Hydrants - Furnish	EA	5	12,128.75	60,643.75	5.00	$ 60,643.75		$ -	5.00	$ 60,643.75	100%	$ -	$ 3,032.19
5-2	FLS_1050 Proposed Fire Hydrant - Install	EA	5	60,818.15	304,090.73	5.00	$ 304,090.73		$ -	5.00	$ 304,090.73	100%	$ -	$ 15,204.54
5-3	FLS_1060 Ex Fire Assembly "Service" - Furnish	EA	2	11,214.77	22,429.54	2.00	$ 22,429.54		$ -	2.00	$ 22,429.54	100%	$ -	$ 1,121.48
5-4	FLS_1070 Ex Fire Assembly "Service" - Install	EA	2	36,490.89	72,981.78	2.00	$ 72,981.78		$ -	2.00	$ 72,981.78	100%	$ -	$ 3,649.09
5-5	REL_1130 EX TVWD Fire Hydrant Relocate - Furnish	EA	1	2,036.22	2,036.22	1.00	$ 2,036.22		$ -	1.00	$ 2,036.22	100%	$ -	$ 101.81
5-6	REL_1131 EX TVWD Fire Hydrant Relocate - Install Net-zero change - PIP TVWD FH and change of Gate Valves+adapters	EA	1	36,490.89	36,490.89	1.00	$ 36,490.89		$ -	1.00	$ 36,490.89	100%	$ -	$ 1,824.54
5-7	PRS_1310 Bedford Motor Way Pipeline Connection - Furnish	LF	108	145.39	15,701.84	108.00	$ 15,701.84		$ -	108.00	$ 15,701.84	100%	$ -	$ 785.09
5-8	PRS_1311 Bedford Motor Way Pipeline Connection - Install	LF	108	1,126.26	121,636.30	108.00	$ 121,636.30		$ -	108.00	$ 121,636.30	100%	$ -	$ 6,081.82
5-9	PRS_1320 Pressure Reducing Station Construction - Furnish	EA	1	24,435.77	24,435.77	1.00	$ 24,435.77		$ -	1.00	$ 24,435.77	100%	$ -	$ 1,221.79
5-10	PRS_1321 Pressure Reducing Station Construction - Install	EA	1	48,654.52	48,654.52	1.00	$ 48,654.52		$ -	1.00	$ 48,654.52	100%	$ -	$ 2,432.73
5-11	PRS_1330 PRS Tie-In & Commissioning - Furnish	EA	1	4,407.79	4,407.79	1.00	$ 4,407.79		$ -	1.00	$ 4,407.79	100%	$ -	$ 220.39
5-12	PRS_1331 PRS Tie-In & Commissioning - Install	EA	1	36,490.88	36,490.88	1.00	$ 36,490.88		$ -	1.00	$ 36,490.88	100%	$ -	$ 1,824.54
6	**Bid Item #6 - Knabe Road Water Service Meter Connection**	**LS**	**1**	**$ 35,000.00**	$ 35,000.00									
6-1	WS_1340 2" WS Meter Connection - Furnish	EA	3	2,862.95	8,588.85	3.00	$ 8,588.85		$ -	3.00	$ 8,588.85	100%	$ -	$ 429.44
6-2	WS_1360 2" WS Meter Connection - Install	EA	3	8,803.72	26,411.15	3.00	$ 26,411.15		$ -	3.00	$ 26,411.15	100%	$ -	$ 1,320.56
7	**Bid Item #7 - RW Pipeline & Corona Conversion**	**LS**	**1**	**$ 465,000.00**	$ 465,000.00									
7-1	CONV_1180 EX CORONA BO - Furnish	EA	5	500.75	2,503.75	5.00	$ 2,503.75		$ -	5.00	$ 2,503.75	100%	$ -	$ 125.19
7-2	CONV_1220 EX CORONA BO - Install	EA	5	13,301.21	66,506.05	5.00	$ 66,506.05		$ -	5.00	$ 66,506.05	100%	$ -	$ 3,325.30
7-3	CONV_1230 EX CORONA AV Convert - Furnish	EA	4	1,260.01	5,040.04	3.00	$ 3,780.03	1.00	$ 1,260.01	4.00	$ 5,040.04	100%	$ -	$ 252.00
7-4	CONV_1260 EX CORONA AV Convert - Install	EA	4	13,301.21	53,204.84	3.00	$ 39,903.63	1.00	$ 13,301.21	4.00	$ 53,204.84	100%	$ -	$ 2,660.24
7-5	CONV_1270 EX CORONA Hydrant Painted Purple & Convert - Furnish	EA	2	2,348.24	4,696.48	2.00	$ 4,696.48		$ -	2.00	$ 4,696.48	100%	$ -	$ 234.82
7-6	CONV_1280 EX CORONA Hydrant Painted Purple & Convert - Install	EA	2	13,301.21	26,602.42	2.00	$ 26,602.42		$ -	2.00	$ 26,602.42	100%	$ -	$ 1,330.12
7-7	CONV_1290 Proposed AV Installed on Converted Waterline - Furnish	EA	1	4,696.48	4,696.48		$ -	1.00	$ 4,696.48	1.00	$ 4,696.48	100%	$ -	$ 234.82
7-8	CONV_1291 Proposed AV Installed on Converted Waterline - Install	EA	1	22,168.70	22,168.70		$ -	1.00	$ 22,168.70	1.00	$ 22,168.70	100%	$ -	$ 1,108.44
7-9	CONV_1300 EX CORONA Potable Wtr Line Conversion - Furnish	EA	1	478.73	478.73		$ -	1.00	$ 478.73	1.00	$ 478.73	100%	$ -	$ 23.94
7-10	CONV_1301 EX CORONA Potable Wtr Line Conversion - Install	EA	1	13,301.21	13,301.21		$ -	1.00	$ 13,301.21	1.00	$ 13,301.21	100%	$ -	$ 665.06
7-11	REC-PVC_1440 Proposed 10" PVC PIPE (Knabe Road) — STA 10+00.00 to STA 14+65.17 - Furnish	LF	465.17	14.04	6,530.89	465.17	$ 6,530.89		$ -	465.17	$ 6,530.89	100%	$ -	$ 326.54
7-12	REC-PVC_1441 Proposed 10" PVC PIPE (Knabe Road) — STA 10+00.00 to STA 14+65.17 - Install	LF	465.17	95.31	44,337.35	465.17	$ 44,337.35		$ -	465.17	$ 44,337.35	100%	$ -	$ 2,216.87
7-13	REC-PVC_1450 Proposed 10" PVC PIPE (Forest Boundary Rd) — STA 14+65.17 to 22+16.04 - Furnish	LF	750.87	48.20	36,188.25	750.87	$ 36,188.25		$ -	750.87	$ 36,188.25	100%	$ -	$ 1,809.41
7-14	REC-PVC_1451 Proposed 10" PVC PIPE (Forest Boundary Rd) — STA 14+65.17 to 22+16.04 - Install	LF	750.87	59.05	44,337.37	750.87	$ 44,337.37		$ -	750.87	$ 44,337.37	100%	$ -	$ 2,216.87
7-15	REC-PVC_1460 Pressure Test 10" PVC PIPE	EA	1	36,578.33	36,578.33	1.00	$ 36,578.33		$ -	1.00	$ 36,578.33	100%	$ -	$ 1,828.92
7-16	REC-PVC_1470 2" Combination AV Assembly - Furnish	EA	1	2,503.73	2,503.73	1.00	$ 2,503.73		$ -	1.00	$ 2,503.73	100%	$ -	$ 125.19
7-17	REC-PVC_1471 2" Combination AV Assembly - Install	EA	1	22,168.70	22,168.70	1.00	$ 22,168.70		$ -	1.00	$ 22,168.70	100%	$ -	$ 1,108.44
7-18	REC-PVC_1480 Connection to Existing Waterline (Knabe Road) — STA 10+00.00 - Furnish	EA	1	36,578.33	36,578.33	1.00	$ 36,578.33		$ -	1.00	$ 36,578.33	100%	$ -	$ 1,828.92

7-19	REC-PVC_1490 Connection to Existing Waterline (Knabe Road) — STA 22+17.71	EA	1	36,578.34	36,578.34	0.50	$ 18,289.17	0.50	$ 18,289.17	1.00	$ 36,578.34	100%	$ -	$ 1,828.92
8	**Bid Item #8 - Testing/Start Up**	**LS**	**1**	**$ 15,000.00**	$ 15,000.00									
8-1	ADMIN_0040 System Shutdown & Pre-Commissioning (Phase 1 Tie-In, Spec 01320)	EA	1	7,500.00	7,500.00	0.85	$ 6,375.00	0.15	$ 1,125.00	1.00	$ 7,500.00	100%	$ -	$ 375.00
8-2	TEST_0001 Testing, Start-Up, Commissioning & Turn-Over Documentation	EA	1	7,500.00	7,500.00	0.85	$ 6,375.00	0.15	$ 1,125.00	1.00	$ 7,500.00	100%	$ -	$ 375.00
9	**Bid Item #9 - As Built**	**LS**	**1**	**$ 1,000.00**	$ 1,000.00									
9-1	CLOSE_0001 As-Built / Record Drawing Preparation & Submittal	EA	1	500.00	500.00		$ -	1.00	$ 500.00	1.00	$ 500.00	100%	$ -	$ 25.00
9-2	CLOSE_0002 O&M Manual Preparation & Submittal	EA	1	500.00	500.00		$ -	1.00	$ 500.00	1.00	$ 500.00	100%	$ -	$ 25.00
10	**Bid Item #10 - All other work**	**LS**	**1**	**$ 1,500.00**	$ 1,500.00									
10-1	MISC_0001 Traffic Control — All Phases	EA	1	750.00	750.00		$ -	1.00	$ 750.00	1.00	$ 750.00	100%	$ -	$ 37.50
10-2	MISC_0002 SWPPP / Erosion Control — All Phases	EA	1	750.00	750.00		$ -	1.00	$ 750.00	1.00	$ 750.00	100%	$ -	$ 37.50
	Sub Total - Change Order Work													
11	**Change Order**	**LS**	**1**	**$ 61,492.57**	$ 61,492.57									
11-1	CCO #001 - T&M 1-7 + Additional WS (Volvo)	LS	1	$ 39,312.36	$ 39,312.36	1.00	$ 39,312.36		$ -	1.00	$ 39,312.36	100%	$ -	$ 1,965.62
11-2	CCO #002 - T&M 8 + Additional WS (Moto Track)	LS	1	$ 13,961.35	$ 13,961.35	1.00	$ 13,961.35		$ -	1.00	$ 13,961.35	100%	$ -	$ 698.07
11-3	CCO #003 - T&M 9, 10, 11	LS	1	$ 8,218.86	$ 8,218.86		$ -	1.00	$ 8,218.86	1.00	$ 8,218.86	100%	$ -	$ 410.94
	SUBTOTALS				**$ 1,650,993**		**$ 1,495,572.45**		**$ 155,420.12**		**$ 1,650,992.57**		**$ -**	**$ 82,549.63**

SUMMARY

1	Original Contract Sum		$ 1,589,500.00
2	Net Change by Allowances & Change Orders		$ 61,492.57
3	Contract Sum to Date (Line 1 + Line 2)		$ 1,650,992.57
4	Total Amount Completed to Date		$ 1,650,992.57
5	RETENTION:	5%	$ 82,549.63
6	Total Earned Less Retention (Line 4 - Line 5)		$ 1,568,442.94
7	Total Amount Previously Paid		$ 1,420,793.83
8	**CURRENT PAYMENT DUE (Line 6 - Line 7)**		**$ 147,649.11**
9	Balance to Finish, Plus Retention (Line 3 - Line 4)		$ 82,549.63

CONDITIONAL WAIVER AND RELEASE UPON PROGRESS PAYMENT

Description of Contract:

INTER-AGENCY WATER CONSERVATION PROJECT

FOR THE TEMESCAL VALLEY WATER DISTRICT

Name of Contractor: Big Ben, Inc

The undersigned has been paid and has received a progress payment in the sum of $ 147,649.11 for labor, services, equipment, or material furnished to Temescal Valley Water District on the above referenced project and does hereby release any mechanic's lien, stop notice, or bond right that the undersigned has on the above referenced job to the following extent: This release covers a progress payment for labor, services, equipment, or materials furnished to Temescal Valley Water District through _____ only, and does not cover any retention retained before or after the release date; extras furnished before the release date for which payment has not been received; extras or items furnished after the release date. Rights based upon work performed or items furnished under a written change order which has been fully executed by the parties prior to the release date are covered by this release unless specifically reserved by the claimant in this release. This release of any mechanic's lien, stop notice, or bond right shall not otherwise affect the contract rights, including rights between parties to the contract based upon a rescission, abandonment, or breach of the contract, or the right of the undersigned to recover compensation for furnished labor, services, equipment, or material covered by this release if that furnished labor, services, equipment, or material was not compensated by the progress payment.

RETENTION AMOUNT FOR THIS PERIOD: $ 7,771.01

DISPUTED CLAIMS

DESCRIPTION OF CLAIM	AMOUNT CLAIMED

The Contractor further expressly waives and releases any claim the Contractor may have, of whatever type or nature, for the period specified which is not shown as a retention amount or a disputed claim on this form. This release and waiver has been made voluntarily by Contractor without any fraud, duress, or undue influence by any person or entity.

Contractor further certifies, warrants and represents that all bills for labor, materials and work due Subcontractors for the specified period have been paid in full and that the parties signing below on behalf of Contractor have express authority to execute this release.

"NOTICE: THIS DOCUMENT WAIVES RIGHTS UNCONDITIONALLY AND STATES THAT YOU HAVE BEEN PAID FOR GIVING UP THOSE RIGHTS. THIS DOCUMENT IS ENFORCEABLE AGAINST YOU IF YOU SIGN IT, EVEN IF YOU HAVE NOT BEEN PAID. IF YOU HAVE NOT BEEN PAID, USE A CONDITIONAL RELEASE FORM."

Dated: 11/12/26

Big Ben, Inc
(Print Name of Contractor)

Corporation
(Describe Entity: Partnership, Corporation, etc.)

By: Mike Cadoret

By: _____

By: _____

MEMORANDUM

DATE: November 19, 2026

TO: Board of Directors
Temescal Valley Water District

FROM: District Engineer

SUBJECT: Sludge Processing Facility Design-Build Project Progress Payment No. 3

BACKGROUND

The District approved award of the Sludge Processing Facility Design-Build Project to Kingmen Construction at the June 2026 board meeting with a contract amount of $693,000.00.

Project Summary	
Contract	$693,000.00
Change Orders Requested to Date	$0.00
Current Contract Amount	$693,000.00
Previously Billed	$90,276.46
Current Billed	$77,594.33
Total Billed	$167,870.80
Completion Percentage	24%
Due Contractor	**$77,594.33**

RECOMMENDATION

This pay estimate has been reviewed and signed by both the District Engineer and the General Manager. It is recommended that the Board of Directors:

1. Authorize the payment of $77,594.33 to the contractor.

Respectfully submitted,

Justin Scheidel
District Engineer

KINGMEN CONSTRUCTION, INC.

APPLICATION AND CERTIFICATE FOR PAYMENT

Sludge Processing Improvements Project

TO (OWNER)	FROM (CONTRACTOR)	APPLICATION	
Temescal Valley Water District	**Kingmen Construction, Inc.**	**Application No.**	3
22646 Temescal Canyon Road	4200 Chino Hills Parkway, Suite 135/221	**Application Date**	11/9/2026
Temescal Valley, CA 92883	Chino Hills, CA 91709	**Period To**	10/31/2026
	License No. 871868	**Project No.**	870
Attention: Jeff Pape	(909) 529-1747		

CONTRACT SUMMARY			
1	Original Contract Sum	$	693,855.00
2	Net Change by Change Orders	$	-
3	**Contract Sum to Date (Line 1 + Line 2)**	**$**	**693,855.00**
4	Total Completed and Stored to Date	$	167,870.80
5	Retainage		0%
6	**Total Earned Less Retainage (Line 4 less Line 5)**	**$**	**167,870.80**
7	Less Previous Payments	$	90,276.46
8	**CURRENT PAYMENT DUE (Line 6 less Line 7)**	**$**	**77,594.33**
	Percent Complete to Date		**24.2%**

CONTRACTOR'S CERTIFICATION

The undersigned Contractor certifies that to the best of the Contractor's knowledge, information, and belief the Work covered by this Application for Payment has been completed in accordance with the Contract Documents and that current payment shown herein is now due.

Kingmen Construction, Inc. | Neil Nehmens, President/CEO

Date

A	B	D	D	E	F		G
ITEM NO.	DESCRIPTION OF WORK	SCHEDULED VALUE	WORK COMPLETED FROM PREVIOUS APPLICATION	THIS PERIOD	TOTAL COMPLETED AND STORED TO DATE	% (F / C)	BALANCE TO FINISH (C - F)
Bid Item No 1	**Kickoff Meeting and Workshop**						
1-1	Kickoff Meeting and Workshop	$ 13,583.00	$ 13,583.00		$ 13,583.00	100.0%	$ -
	Subtotal	**$ 13,583.00**	**$ 13,583.00**	**$ -**	**$ 13,583.00**	**100.0%**	**$ -**
Bid Item No 2	**Progress Meeting/Workshops and Reports**						
2-1	Progress Meeting/Workshops and Reports	$ 26,663.00	$ 8,887.66	$ 4,443.83	$ 13,331.50	50.0%	$ 13,331.50
	Subtotal	**$ 26,663.00**	**$ 8,887.66**	**$ 4,443.83**	**$ 13,331.50**	**50.0%**	**$ 13,331.50**
Bid Item No 3	**Project Management/Stats Reports and Invoices (8-months)**						
3-1	Project Management/Stats Reports and Invoices	$ 41,156.00	$ 10,289.00	$ 5,144.50	$ 15,433.50	37.5%	$ 25,722.50
	Subtotal	**$ 41,156.00**	**$ 10,289.00**	**$ 5,144.50**	**$ 15,433.50**	**37.5%**	**$ 25,722.50**
Bid Item No 4	**Preliminary Design Report**						
4-1	Preliminary Design Report	$ 37,893.00	$ 30,314.40	$ -	$ 30,314.40	80.0%	$ 7,578.60
	Subtotal	**$ 37,893.00**	**$ 30,314.40**	**$ -**	**$ 30,314.40**	**80.0%**	**$ 7,578.60**
Bid Item No 5	**30% Preliminary Design**						
5-1	30% Preliminary Design	$ 272,024.00	$ 27,202.40	$ 68,006.00	$ 95,208.40	35.0%	$ 176,815.60
	Subtotal	**$ 272,024.00**	**$ 27,202.40**	**$ 68,006.00**	**$ 95,208.40**	**35.0%**	**$ 176,815.60**
Bid Item No 6	**60% Design Submittal**						
6-1	60% Design Submittal	$ 241,455.00			$ -	0.0%	$ 241,455.00
	Subtotal	**$ 241,455.00**	**$ -**	**$ -**	**$ -**	**0.0%**	**$ 241,455.00**
Bid Item No 7	**Permitting Support**						
7-1	Permitting Support	$ 19,831.00		$ -	$ -	0.0%	$ 19,831.00
	Subtotal	**$ 19,831.00**	**$ -**	**$ -**	**$ -**	**0.0%**	**$ 19,831.00**

Bid Item No 8	Development of GMP						
8-1	Development of GMP	$ 41,250.00			$ -	0.0%	$ 41,250.00
	Subtotal	**$ 41,250.00**	**$ -**	**$ -**	**$ -**	**0.0%**	**$ 41,250.00**
	TOTAL	**$ 693,855.00**	**$ 90,276.46**	**$ 77,594.33**	**$ 167,870.80**	**24.2%**	**$ 525,984.20**
	Approved Change Orders						
CCO 001	N/A	$ -			$ -		$ -
	Total Change Orders	**$ -**	**$ -**	**$ -**	**$ -**	**0.0%**	**$ -**
	TOTAL	**$ 693,855.00**	**$ 90,276.46**	**$ 77,594.33**	**$ 167,870.80**	**24.2%**	**$ 525,984.20**

INVOICE

N2W Engineering, Inc.
3240 El Camino Real, Suite 120
Irvine, CA 92602

ar@n2weng.com
+1 (949) 576-5220
www.N2WEng.com

155 - Kingmen Construction:155-0001 Temescal Dewatering

Bill to
155-0001 Temescal Dewatering
4200 Chino Hills Parkway
Suite 135/221
Chino Hills, CA 91709

Invoice details
Invoice no.: 1471
Terms: Net 30
Invoice date: 11/05/2026

Description of Services: Sludge Processing Improvements
Project Name: Temescal Valley Water District

#	Product/service	Description	Progress	Lump Sum Value	Amount
1.	**Professional Services**	Task 1.3 Project Management, Status Reports and Invoices	0.125	$22,869.00	$2,858.63
2.	**Professional Services**	Task 1.5 30% Preliminary Design Submittal	0.25	$204,232.00	$51,058.00

Total **$53,916.63**

Thank you for your business!
Please Remit Payment to:
N2W Engineering, Inc. EIN: 33-0765663
Banking Information:
City National Bank
Routing Number: 122016066
Account Number: 750189687

Note to customer

OCT 2026
Total Contract Value: $498,543.00
Prior Invoiced Amounts: $60,283.95
Current Invoice: $53,916.63
Total Invoiced: $114,200.58
Remaining Contract Value: $384,342.43
% Complete: 22.91%

MONTHLY PROGRESS REPORT

Date: November 5, 2026
Job Number: 155-0001
Project Name: Temescal Valley Sludge Processing Improvements Project
Project Manager: Greg Guillen, PhD, PE
+1 909 557 0852/ Greg.Guillen@N2WEng.com
Routing Number: 122016066
Account Number: 750189687

This report covers work completed October 1, 2026 – October 31, 2026. The following discussions provide a description of the activities completed during this work period, activities planned for the subsequent work period, client actions required for continued project progress, deliverables to be submitted in the near future, and any out-of-scope work items or budgetary issues requiring discussion or negotiation.

WORK COMPLETED

1. Meetings with centrifuge manufacturers to clarify proposals requirements.
2. Preliminary drawing mechanical, civil, PID, and general drawings.
3. Development of the specification package.
4. RFI for potholing plan.
5. Electrical design by Wright Engineering.
6. Project management.

PLANNED ACTIVITIES

1. Review of the centrifuge proposals from all 5 manufacturers.
2. Updating the LCCA model with inputs from each proposal.
3. Further development of the 30% design drawings.
4. Finalize the BODR report after LCCA and proposal analysis is complete and manufacturer is selected by client.

REQUESTED CLIENT ACTIONS

1. Hold meeting to discuss analysis of the centrifuge proposals.

PLANNED DELIVERABLES

1. BODR(phase II)
2. 30% Design Package

BUDGET SUMMARY

Total Contract Value: $498,543.00
Prior Invoiced Amounts: $60,283.95
Current Invoice: $53,916.63
Total Invoiced: $114,200.58 (22.91%)
Remaining Contract Value: $384,342.43 (77.09%)

Temescal Valley Water District
Sludge Processing Improvements
N2W Engineering Project Budget Summary

A	B	C	D	E	F=C-D-E	G=(C-F)/C
Task No.	Task Name	Total Task Budget	Previously Invoiced	Current Invoice	Remaining Budget	Percent Complete (%)
1.1	Kickoff Meeting and Workshop	$ 7,494.00	$ 7,494.00	$ -	$ -	100.00%
1.2	Progress Meeting/Workshops and Reports (Assume 6 Meetings)	$ 7,494.00	$ 2,498.00	$ -	$ 4,996.00	33.33%
1.3	Project Management, Status Reports and Invoices	$ 22,869.00	$ 3,430.35	$ 2,858.63	$ 16,580.03	27.50%
1.4	Preliminary Design Report (BODR)	$ 33,048.00	$ 26,438.40		$ 6,609.60	80.00%
1.5	30% Preliminary Design Submittal	$ 204,232.00	$ 20,423.20	$ 51,058.00	$ 132,750.80	35.00%
1.6	60% Design Submittal	$ 205,377.00	$ -	$ -	$ 205,377.00	0.00%
1.7	Permitting Support	$ 18,029.00	$ -	$ -	$ 18,029.00	0.00%
	Total	**$ 498,543.00**	$ 60,283.95	**$ 53,916.63**	**$ 384,342.43**	**22.91%**

Tentative and Preliminary

MONTHLY PROGRESS REPORT

Project: Sludge Processing Improvements Progressive Design-Build Project
Owner: Temescal Valley Water District (TVWD)

REPORT NO.	3	**REPORTING PERIOD**	October 1 to 31, 2026
REPORT DATE	November 9, 2026	**CURRENT PHASE**	Phase 1
PAY APPLICATION	No. 3 (Period to 10/31/2026)	**PROJECT NO.**	870
PREPARED BY	Neil Nehmens, PE, President/CEO	**CONTRACTOR**	Kingmen Construction, Inc.

1. PROJECT SUMMARY

This report covers work performed on the Sludge Processing Improvements Progressive Design-Build Project during the October 2026 billing period and accompanies Kingmen Construction's Application for Payment No. 3 (period ending October 31, 2026). The project is in Phase 1, Design and Pre-Construction. No progress meeting was held this period while the team awaited centrifuge pricing. During the period, TVWD approved the centrifuge specification, the final specification was issued to the five manufacturers with pricing requested, the manufacturers' proposals were received and placed under N2W evaluation, and 30 percent preliminary design was advanced. A centrifuge selection meeting is scheduled for November 17, 2026. Design services are performed by N2W Engineering under Kingmen Construction, with electrical support from Wright Engineering and Big Sky Electric.

2. WORK COMPLETED THIS PERIOD

- Obtained TVWD's approval of the centrifuge specification on October 6, 2026 following the concurrent review.
- Issued the final centrifuge specification to the five manufacturers on October 19, 2026 and requested pricing by October 30, 2026.
- Received centrifuge proposals from the manufacturers; N2W is evaluating them and preparing a recommendation (results pending; see note under Deliverables).
- Advanced 30 percent preliminary design (from 10 to 35 percent complete).
- Began the comparative evaluation of the manufacturer proposals in support of pre-selection.
- Performed ongoing project management, invoicing, and coordination. No progress meeting was held this period pending centrifuge pricing.

3. PLANNED ACTIVITIES (NEXT PERIOD)

- Hold the centrifuge selection meeting on Tuesday, November 17, 2026 at 12:30 PM at the TVWD office to review all manufacturer proposals and determine a selection or next steps.
- Complete N2W's evaluation and recommendation of the centrifuge proposals.

- Continue 30 percent preliminary design toward the PDR / 30 percent submittal.
- Advance centrifuge pre-procurement planning and confirm lead times and the target purchase order date following selection.
- Continue electrical capacity work (H2S data logger review and control room strategy) and temporary centrifuge trailer sourcing.
- Continue permitting coordination (AQMD and regional board) and schedule force main potholing and survey when needed.

4. SCHEDULE STATUS AND UPDATE

Baseline. The proposal baseline schedule (data date April 15, 2026) assumed Notice to Proceed on June 24, 2026, Phase 1 Design Services Complete on March 4, 2027, and overall project completion (Phase 3) on February 29, 2028.

Actual start and cause. Notice to Proceed and the project kickoff occurred on August 6, 2026, approximately 43 calendar days later than the baseline assumed. The later start was driven by the proposal review and award and the execution of the contract.

Current status. No schedule re-baseline was issued this period. 30 percent preliminary design advanced from 10 to 35 percent complete. The centrifuge selectionis scheduled for November 17, 2026; centrifuge lead times remain about eight months or more, so the purchase order date and the overall procurement path will be re-forecast once a manufacturer is selected.

Critical path. The critical path runs through centrifuge selection and procurement to installation. Manufacturer proposals have been received and are under evaluation; the November 17 selection meeting is on the critical path.

5. REQUESTED DISTRICT ACTIONS

- Participate in the centrifuge selection meeting on November 17, 2026 (12:30 PM, TVWD office) to review the manufacturer proposals and determine a selection or next steps.
- Provide direction on the MCC-5 and MCC-6 feeder replacement ROM ($85,312 direct cost).
- Approve Application for Payment No. 3 in the amount of $77,594.33.

6. DELIVERABLES

Submitted: Final centrifuge specification issued to the manufacturers (October 19, 2026); Application for Payment No. 3.

Subsequent to period end: Centrifuge proposal evaluation (in progress, dated November 2, 2026); manufacturer proposals received and under review.

Upcoming: Centrifuge selection and recommendation (November 17 meeting); PDR / 30 percent Design submittal.

Centrifuge proposals. All five manufacturers submitted proposals in response to the specification. N2W is evaluating the proposals on a consistent basis and preparing a recommendation, and is pursuing clarifications and firm pricing from the manufacturers as part of the review. Results are not presented in this report while the evaluation is in progress. The proposals will be reviewed with the District at the centrifuge selection meeting on November 17, 2026, where a selection or next steps are expected to be determined.

7. BILLING SUMMARY

Application for Payment No. 3 covers the period ending October 31, 2026. The current payment requested is $77,594.33, bringing the total completed to date to $167,870.80, or 24.2 percent of the contract sum. Billing by schedule of values bid item is summarized below. Design services billed this period are performed by N2W Engineering under Kingmen Construction and are incorporated into the applicable bid items.

#	Bid Item	Scheduled Value	Completed This Period	Total Completed to Date	% Complete
1	Kickoff Meeting and Workshop	$13,583.00	$0.00	$13,583.00	100.0%
2	Progress Meetings / Workshops and Reports	$26,663.00	$4,443.83	$13,331.50	50.0%
3	Project Management, Status Reports and Invoices	$41,156.00	$5,144.50	$15,433.50	37.5%
4	Preliminary Design Report	$37,893.00	$0.00	$30,314.40	80.0%
5	30% Preliminary Design	$272,024.00	$68,006.00	$95,208.40	35.0%
6	60% Design Submittal	$241,455.00	$0.00	$0.00	0.0%
7	Permitting Support	$19,831.00	$0.00	$0.00	0.0%
8	Development of GMP	$41,250.00	$0.00	$0.00	0.0%
	TOTAL	**$693,855.00**	**$77,594.33**	**$167,870.80**	**24.2%**

Original Contract Sum	$693,855.00
Net Change by Change Orders	$0.00
Contract Sum to Date	$693,855.00
Total Completed and Stored to Date	$167,870.80
Retainage (0%)	$0.00
Total Earned Less Retainage	$167,870.80
Less Previous Payments	$90,276.46
Current Payment Due (Application No. 3)	**$77,594.33**
Percent Complete to Date	**24.2%**